



Overall Results
6th European Transplant
and Dialysis Games
Dublin, Ireland



8th – 14th August 2010

Table of Contents

Ten Pin Bowling.....	11
Singles Men.....	11
18-29 Transplant	11
18-39 Dialysis	11
30-39 Transplant	11
40-49 Transplant	11
40-49 Dialysis	12
50-59 Transplant	12
50-69 Dialysis	13
60-69 Transplant	13
Singles Women	14
18-29 Transplant	14
30-39 Transplant	14
40-49 Transplant	14
50-59 Transplant	15
Doubles Men.....	15
18-29 Transplant	15
30-39 Transplant	15
40-49 Transplant	15
50-59 Transplant	16
60-69 Transplant	16
Doubles Women	16
18-39 Transplant	16
40-59 Transplant	16
Doubles Mixed	17
Open Category	17
Mini Marathon.....	18
3K Women.....	18
18-39 Transplant	18
40-49 Transplant	18
50+ Transplant	18
18-29 Transplant	18
30-39 Transplant	18

40-49 Transplant	18
50-59 Transplant	19
60+ Transplant	19
Cycling	20
20K Men	20
18-29 Transplant	20
30-39 Transplant	20
40-49 Transplant	20
50-59 Transplant	20
60-69 Transplant	21
20K Women.....	21
Open Transplant.....	21
5K Men	22
18-29 Transplant	22
30-39 Transplant	22
40-49 Transplant	22
50-59 Transplant	22
60-69 Transplant	23
5K Women.....	23
18-39 Transplant	23
18-39 Transplant	23
Badminton.....	24
Men Singles	24
18-29 Transplant	24
18-39 Dialysis	26
30-39 Transplant	26
40-49 Transplant	26
40-59 Dialysis	27
50-59 Transplant	28
60-69 Transplant	28
Women Singles	29
18-39 Transplant	29
18-39 Dialysis	29
40-59 Transplant	31

Men Doubles.....	33
18-29 Transplant	33
30-39 Transplant	33
40-59 Transplant	34
Women Doubles Open Category	35
Mixed Doubles Open Category	35
Golf.....	38
Ladies Open.....	38
Male Dialysis Open.....	38
Male Handicap 0-14	38
Male Handicap 15-20.....	38
Male Handicap 21-25.....	38
Male Handicap 26+	38
Table Tennis	39
Men Singles.....	39
18-29 Transplant	39
18-39 Dialysis	40
30-39 Transplant	41
40-49 Transplant	42
40-69 Dialysis	44
50-59 Transplant	44
50-59 Transplant	45
60-69 Transplant	46
Women Singles	47
18-39 Transplant	47
40-59 Transplant	47
Mens Doubles	49
18-29 Transplant	49
30-39 Transplant	49
40-49 Transplant	49
50-59 Transplant	50
Women Doubles	51
30-49 Transplant	51
Mixed Doubles	52

Open Category	52
Swimming.....	53
50m Back Men	53
40-59 Transplant	53
60+ Transplant	53
50m Back Women.....	53
40-49 Transplant	53
60-69 Transplant	53
100m Back Men	53
40-69 Transplant	53
100m Back Women.....	54
40-69 Transplant	54
50m Free Men.....	54
18-39 Transplant	54
30-49 Dialysis	54
40-49 Transplant	54
50-69 Transplant	54
50-59 Dialysis	55
50m Free Women	55
18-39 Transplant	55
40-49 Transplant	55
50-59 Transplant	55
100m Free Men.....	55
40-59 Transplant	55
60-69 Transplant	55
Open Dialysis.....	55
100m Free Women	56
30-49 Transplant	56
50-69 Transplant	56
400m Free Men.....	56
50-59 Transplant	56
60+ Transplant	56
Open Dialysis.....	56
400m Free Women	56

Open Transplant.....	56
50m Fly Men	57
18-49 Transplant	57
18-39 Dialysis	57
40-49 Dialysis	57
50m Breast Men.....	57
18-39 Transplant	57
40-49 Transplant	57
50-59 Transplant	57
60+ Transplant	57
Open Dialysis.....	58
50m Breast Women	58
18-49 Transplant	58
30-39 Dialysis	58
60+ Transplant	58
100m Breast Men.....	58
18-39 Transplant	58
40-49 Transplant	58
50-69 Transplant	59
Open Dialysis.....	59
100m Breast Women	59
18-49 Transplant	59
60-69 Transplant	59
Mixed 4 x 50m Med Relay.....	59
Mixed 4 x 50m Relay.....	59
Tennis.....	60
Men Singles.....	60
18-39 Transplant	60
40-49 Transplant	60
50-69 Transplant	61
Dialysis Open.....	61
Women Singles	62
18-29 Transplant	62
40-59 Transplant	62

Mens Doubles	62
18-39 Transplant	62
40-49 Transplant	63
Womens Doubles	63
Open Category	63
Mixed Doubles	64
Open Category	64
Darts.....	65
Men Singles.....	65
18-29 Transplant	65
18-39 Dialysis	66
30-39 Transplant	67
40-49 Transplant	68
40-49 Dialysis	69
50-69 Dialysis	69
50-59 Transplant	70
60+ Transplant	71
Women Singles	72
30-39 Transplant	72
40-49 Transplant	73
50-69 Transplant	74
Dialysis Open Category	75
Triples.....	76
Open Category	76
Petanque.....	77
Men Singles.....	77
18-29 Transplant	77
30-39 Transplant	77
30-49 Dialysis	77
40-49 Transplant	78
50-59 Transplant	79
50-59 Dialysis	80
60-69 Transplant	80
Women Singles	81

30-49 Transplant	81
50-69 Transplant	82
Men Doubles	83
18-39 Transplant	83
40+ Transplant	84
Women Doubles	85
Open Category	85
Athletics Track and Field	87
Men 100m	87
18-29 Transplant	87
30-39 Transplant	87
40-49 Transplant	87
40-59 Dialysis	87
50-59 Transplant	87
60+ Transplant	88
Women 100m	88
18-29 Transplant	88
18-39 Dialysis	88
30-39 Transplant	88
40-49 Transplant	88
50-59 Transplant	88
Men 200m	89
18-39 Transplant	89
40-49 Transplant	89
50-59 Transplant	89
60+ Transplant	89
Women 200m	90
18-39 Transplant	90
40-59 Transplant	90
Men 400m	90
18-29 Transplant	90
30-39 Transplant	90
40-49 Transplant	90
50-69 Transplant	90

Women 400m	91
18-39 Transplant	91
Men 800m	91
18-29 Transplant	91
30-39 Transplant	91
40-49 Transplant	91
50-69 Transplant	91
Women 800m	92
30-39 Transplant	92
50-59 Transplant	92
Men 1500m	92
18-29 Transplant	92
30-39 Transplant	92
40-49 Transplant	92
50-59 Transplant	92
Women 1500m	93
Open Category	93
Women 3K Walk	93
30-49 Transplant	93
50-69 Transplant	93
Men 5K Walk	94
18-39 Transplant	94
40-49 Dialysis	94
40-49 Transplant	94
50-59 Transplant	94
50-59 Dialysis	94
60+ Transplant	95
Men Ball Throw	96
18-29 Transplant	96
30-39 Transplant	96
40+ Dialysis	96
40-49 Transplant	96
50-59 Transplant	96
60+ Transplant	97

Women Ball Throw	97
18-29 Transplant	97
40-49 Transplant	97
50+ Transplant	97
Men High Jump	98
18-39 Transplant	98
40-49 Transplant	98
50-59 Transplant	98
60+ Transplant	98
Men Long Jump	98
18-39 Transplant	98
40-49 Transplant	99
50-59 Transplant	99
60+ Transplant	99
Women Long Jump	99
18-29 Transplant	99
30-39 Transplant	99
40-59 Transplant	100
Men Shot Putt	100
18-39 Transplant	100
30-49 Dialysis	100
40-49 Transplant	100
50-59 Transplant	100
60+ Transplant	100
Women Shot Putt.....	101
18-39 Transplant	101
40-49 Transplant	101
50+ Transplant	101

Ten Pin Bowling

Monday 9th August 2010

Leisureplex, Coolock

Singles Men

18-29 Transplant

PlayerName	Country	EventID	PositionNo	Score
Martin,Philip	Ireland	TPBO-MS-1-1	1	349
Nearchou,Yiannos	Cyprus	TPBO-MS-1-1	2	319
Duffy,Liam Gerard	Ireland	TPBO-MS-1-1	3	306
Reynolds,James	Ireland	TPBO-MS-1-1	4	303
George,Johns	Ireland	TPBO-MS-1-1	5	282
Jatkonen,Joni	Finland	TPBO-MS-1-1	6	237
Hannon,James	Ireland	TPBO-MS-1-1	7	135
Lonsdale,Jamie	UK	TPBO-MS-1-1	#N/A	

18-39 Dialysis

PlayerName	Country	EventID	PositionNo	Score
Ester,Jurica	Croatia	TPBO-MS-7-2	1	396
Mcbride,Gareth	Ireland	TPBO-MS-7-2	2	296

30-39 Transplant

PlayerName	Country	EventID	PositionNo	Score
Mokkas,Konstantinos	Greece	TPBO-MS-2-1	1	493
Reberc,Igor	Slovenia	TPBO-MS-2-1	2	414
Csuti,János	Hungary	TPBO-MS-2-1	3	376
Hegarty,Pat	Ireland	TPBO-MS-2-1	4	341
Fekonja,Vojko	Slovenia	TPBO-MS-2-1	5	337
Tzouganakis,Iosif	Greece	TPBO-MS-2-1	6	277
Ryan,Leonard	Ireland	TPBO-MS-2-1	7	231
Henry,John	Ireland	TPBO-MS-2-1	#N/A	

40-49 Transplant

PlayerName	Country	EventID	PositionNo	Score
Simic,Josko	Slovenia	TPBO-MS-3-1	1	487
Manikas,Ioannis	Greece	TPBO-MS-3-1	2	457
Lundsberg,Mogens Leth Qvortrup	Denmark	TPBO-MS-3-1	3	443
Manoulakis,Emmanouel	Greece	TPBO-MS-3-1	4	432
Papanikolaou,Ioannis	Greece	TPBO-MS-3-1	5	414
Jezercic,Ivo	Slovenia	TPBO-MS-3-1	6	408

Andersen,Jan	Norway	TPBO-MS-3-1	7	388
Pusnik,Boris	Slovenia	TPBO-MS-3-1	8	352
Mlinaric,Stjepan	Croatia	TPBO-MS-3-1	9	349
Kukovec,Franc	Slovenia	TPBO-MS-3-1	10	348
Malinsky,Libor	Czech Republic	TPBO-MS-3-1	11	336
Zinner,Alojz	Slovenia	TPBO-MS-3-1	12	322
Glodt,Frank	Luxembourg	TPBO-MS-3-1	13	277
Xenos,Christos	Greece	TPBO-MS-3-1	#N/A	
Gartland,Tony	Ireland	TPBO-MS-3-1	#N/A	

40-49 Dialysis

PlayerName	Country	EventID	PositionNo	Score
Hilpert,Bernd	Germany	TPBO-MS-3-2	1	397
Habjan,Bostjan	Slovenia	TPBO-MS-3-2	2	373
Kelleher,Owen	Ireland	TPBO-MS-3-2	3	310
Barrie,Hamish	UK	TPBO-MS-3-2	#N/A	

50-59 Transplant

PlayerName	Country	EventID	PositionNo	Score
Vatovec,Vleo	Slovenia	TPBO-MS-4-1	1	495
Ohnjec,Miran	Slovenia	TPBO-MS-4-1	2	460
Soteriou,Charalambos	Cyprus	TPBO-MS-4-1	3	427
Pisetta,Rino	Italy	TPBO-MS-4-1	4	396
Rautiainen,Olavi	Finland	TPBO-MS-4-1	5	391
Nidl,Jiri	Czech Republic	TPBO-MS-4-1	6	385
Mantelos,Panagiotis	Greece	TPBO-MS-4-1	7	383
Turner,Georg	Italy	TPBO-MS-4-1	8	382
Lydon,Michael	Ireland	TPBO-MS-4-1	9	355
Pedersen,Erik	Denmark	TPBO-MS-4-1	10	351
Crowe,Edward	Ireland	TPBO-MS-4-1	11	344
Planinsek,Zvone	Slovenia	TPBO-MS-4-1	12	332
Prenner,Michael	Italy	TPBO-MS-4-1	13	327
Bryan,Paul	Ireland	TPBO-MS-4-1	14	324
Campbell,Garrett	Ireland	TPBO-MS-4-1	15	314
Steude,Dietmar	Germany	TPBO-MS-4-1	#N/A	
Fitzsimons,Mark	Ireland	TPBO-MS-4-1	#N/A	
Catakli,Hayri	Germany	TPBO-MS-4-1	#N/A	

50-69 Dialysis

PlayerName	Country	EventID	PositionNo	Score
Heffernan,Peter	Ireland	TPBO-MS-12-2	1	212
Eward,Raymond	Luxembourg	TPBO-MS-12-2	2	192

60-69 Transplant

PlayerName	Country	EventID	PositionNo	Score
Arkas,Ioannis	Greece	TPBO-MS-5-1	1	449
Tero,Esa	Finland	TPBO-MS-5-1	2	401
Ouvinen,Hannu	Finland	TPBO-MS-5-1	3	390
Bryhn,Arild	Norway	TPBO-MS-5-1	4	382
Buss,Klaus	Germany	TPBO-MS-5-1	5	373
Räsänen,Asko	Finland	TPBO-MS-5-1	6	367
Ryan,Charlie	Ireland	TPBO-MS-5-1	7	364
Kuotola,Mauri	Finland	TPBO-MS-5-1	8	361
Wilén,Jorma	Finland	TPBO-MS-5-1	9	347
Prendergast,Paul	Ireland	TPBO-MS-5-1	10	342
Petric,Jozef	Slovenia	TPBO-MS-5-1	11	320
Tome,Branko	Slovenia	TPBO-MS-5-1	12	309
Wallstroem,Sigurd	Luxembourg	TPBO-MS-5-1	13	269
Drevikovsky,Tomas	Czech Republic	TPBO-MS-5-1	14	172
Fritsche,Gunther	Germany	TPBO-MS-5-1	#N/A	
Traynor,John	Ireland	TPBO-MS-5-1	#N/A	

Singles Women

18-29 Transplant

PlayerName	Country	EventID	PositionNo	Score
Dragan,Raluca	Romania	TPBO-WS-1-1	1	329
Hasznos,Szabina	Hungary	TPBO-WS-1-1	2	297
Tuohy,Jennifer	Ireland	TPBO-WS-1-1	3	275
Guerif, Elise	France	TPBO-WS-1-1	4	254
Keustermans,Stephanie	Belgium	TPBO-WS-1-1	5	174

30-39 Transplant

PlayerName	Country	EventID	PositionNo	Score
Sherlock,Angela	Ireland	TPBO-WS-2-1	1	378
Barlic,Sasa	Slovenia	TPBO-WS-2-1	2	372
Marinoiu,Iuliana	Romania	TPBO-WS-2-1	3	335
O'Sullivan,Emma	Ireland	TPBO-WS-2-1	4	289
White,Chikoyo	Ireland	TPBO-WS-2-1	5	243
Charles,Cathriona	Ireland	TPBO-WS-2-1	6	234
Hogan,Orla	Ireland	TPBO-WS-2-1	7	208

40-49 Transplant

PlayerName	Country	EventID	PositionNo	Score
Lőrinczné,Halász Klára	Hungary	TPBO-WS-3-1	1	411
Moeller,Leila	Denmark	TPBO-WS-3-1	2	401
Chvedukiene,Laima	Ireland	TPBO-WS-3-1	3	378
Braun,Theresia	Italy	TPBO-WS-3-1	4	350
Czakóné Szabó,Mária	Hungary	TPBO-WS-3-1	5	342
Grunser,Regina	Italy	TPBO-WS-3-1	6	313
Dalton,Rose Anne	Ireland	TPBO-WS-3-1	7	280
Savolainen,Tarja	Finland	TPBO-WS-3-1	8	279
Watz,Tanja	Croatia	TPBO-WS-3-1	9	231
Maguire,Elaine	Ireland	TPBO-WS-3-1	10	226
Waters,Linda	Ireland	TPBO-WS-3-1	11	163
Søgaard,Betiinaa Viktoria Camille	Denmark	TPBO-WS-3-1	#N/A	

50-59 Transplant

PlayerName	Country	EventID	PositionNo	Score
Lauridsen,Marrijanne Rygaard	Denmark	TPBO-WS-4-1	1	411
Schneiderné Szabó,Julianna	Hungary	TPBO-WS-4-1	2	402
Zizic,Zdravka	Slovenia	TPBO-WS-4-1	3	400
Rihter Sarkanj,Sonja	Slovenia	TPBO-WS-4-1	4	384
Ékes,József Lászlóné	Hungary	TPBO-WS-4-1	5	353
Filipovic,Gordana	Croatia	TPBO-WS-4-1	6	244
Finn,Monica	Ireland	TPBO-WS-4-1	7	210
Steichen,Mariette	Luxembourg	TPBO-WS-4-1	8	204
Avsenik,Marina	Slovenia	TPBO-WS-4-1	#N/A	

Doubles Men

18-29 Transplant

PlayerName	PlayerNamePartner	Country	EventID	PositionNo	Score
Soteriou,Charalambos	Nearchou,Yiannos	Cyprus	TPBO-MD-1-1	1	738
Jatkonen,Joni	Rautiainen,Olavi	Finland	TPBO-MD-1-1	2	655
Lonsdale,Jamie	Lebon,George	UK	TPBO-MD-1-1	3	601
Martin,Philip	Clifford,Colm	Ireland	TPBO-MD-1-1	4	591
Hannon,James	Ryan,Leonard	Ireland	TPBO-MD-1-1	5	437

30-39 Transplant

PlayerName	PlayerNamePartner	Country	EventID	PositionNo	Score
Mokkas,Konstantinos	Manoulakis,Emmanouel	Greece	TPBO-MD-2-1	1	845
Fekonja,Vojko	Kukovec,Franc	Slovenia	TPBO-MD-2-1	2	708
Hacek,Vanja	Mlinaric,Stjepan	Croatia	TPBO-MD-2-1	3	654
Donohoe,Paul	Henry,John	Ireland	TPBO-MD-2-1	4	501

40-49 Transplant

PlayerName	PlayerNamePartner	Country	EventID	PositionNo	Score
Manikas,Ioannis	Papanikolaou,Ioannis	Greece	TPBO-MD-3-1	1	982
Simic,Josko	Jezercic,Ivo	Slovenia	TPBO-MD-3-1	2	859
Bernd Hilpert	Klaus Buss	Germany	TPBO-MD-3-1	3	759
Poulsen,Jørn Johannes	Nelin,John Gunnar Arne	Denmark	TPBO-MD-3-1	4	644
Zinner,Alojz	Other,A N	Slovenia	TPBO-MD-3-1	#N/A	
Habjan,Bostjan	Pusnik,Boris	Slovenia	TPBO-MD-3-1	#N/A	

50-59 Transplant

PlayerName	PlayerNamePartner	Country	EventID	PositionNo	Score
Mantelos,Panagiotis	Arkas,Ioannis	Greece	TPBO-MD-4-1	1	868
Ouvinen,Hannu	Aikio,Tapio	Finland	TPBO-MD-4-1	2	813
Prenner,Michael	Pisetta,Rino	Italy	TPBO-MD-4-1	3	805
Campbell,Garrett	Lydon,Michael	Ireland	TPBO-MD-4-1	4	696
Gavigan,Tony	Gartland, Tony	Ireland	TPBO-MD-4-1	5	581
Steude,Dietmar	Other,A N	Germany	TPBO-MD-4-1	6	

60-69 Transplant

PlayerName	PlayerNamePartner	Country	EventID	PositionNo	Score
Tero,Esa	Räsänen,Asko	Finland	TPBO-MD-5-1	1	802
Kuotola,Mauri	Wilén,Jorma	Finland	TPBO-MD-5-1	2	702
Prendergast,Paul	Loftus,John	Ireland	TPBO-MD-5-1	3	700
Petric,Jozef	Tome,Branko	Slovenia	TPBO-MD-5-1	4	676
Ward, Harry	Ryan,Charlie	Ireland	TPBO-MD-5-1	5	595

Doubles Women

18-39 Transplant

PlayerName	PlayerNamePartner	Country	EventID	PositionNo	Score
Faul,Deirdre	Sherlock,Angela	Ireland	TPBO-WD-7-1	1	757
Barlic,Sasa	Zizic,Zdravka	Slovenia	TPBO-WD-7-1	2	678
Marinoiu,Iuliana	Dragan,Raluca	Romania	TPBO-WD-7-1	3	588
O'Sullivan,Emma	Tuohy,Jennifer	Ireland	TPBO-WD-7-1	4	484
White,Chikoyo	Hogan,Orla	Ireland	TPBO-WD-7-1	5	433

40-59 Transplant

PlayerName	PlayerNamePartner	Country	EventID	PositionNo	Score
Ékes,József Lászlóné	Schneiderné Szabó,Julianna	Hungary	TPBO-WD-8-1	1	784
Lauridsen,Marrijanne Rygaard	Moeller,Leila	Denmark	TPBO-WD-8-1	2	778
Lőrinczné,Halász Klára	Czakóné Szabó,Mária	Hungary	TPBO-WD-8-1	3	747
Avsenik,Marina	Rihter Sarkanj,Sonja	Slovenia	TPBO-WD-8-1	4	740
Grunser,Regina	Braun,Theresia	Italy	TPBO-WD-8-1	5	730
Dalton,Rose Anne	Waters,Linda	Ireland	TPBO-WD-8-1	6	476

Doubles Mixed

Open Category

PlayerName	PlayerNamePartner	Country	EventID	PositionNo	Score
Rihter Sarkanj,Sonja	Vatovec,Vleo	Slovenia	TPBO-MxD	1	881
Zizic,Zdravka	Simic,Josko	Slovenia	TPBO-MxD	2	824
Avsenik,Marina	Jezercic,Ivo	Slovenia	TPBO-MxD	3	817
Barlic,Sasa	Reberc,Igor	Slovenia	TPBO-MxD	4	797
Braun,Theresia	Pisetta,Rino	Italy	TPBO-MxD	5	796
Lauridsen,Marrijanne Rygaard	Lundsberg,Mogens Leth Qvortrup	Denmark	TPBO-MxD	6	787
Csuti,János	Schneiderné Szabó,Julianna	Hungary	TPBO-MxD	7	715
Ryan,Charlie	Dalton,Rose Anne	Ireland	TPBO-MxD	8	668
Ward, Harry	Waters,Linda	Ireland	TPBO-MxD	9	511
Steichen,Mariette	Wallstroem,Sigurd	Luxembourg	TPBO-MxD	10	493
Søgaard,Betiinaa Viktoria Camille	Pedersen,Erik	Denmark	TPBO-MxD	#N/A	
Räsänen,Asko	Savolainen,Tarja	Finland	TPBO-MxD	#N/A	

Mini Marathon

Monday 9th August 2010

Hampstead Park

3K Women

18-39 Transplant

Position_no	Time_Completed	First Name	Country	Event_ID
1	00:17:09	Antonina Prignitz	Germany	MINI-3k-W-7-1

40-49 Transplant

Position_no	Time_Completed	First Name	Country	Event_ID
1	00:21:42	Mervi Kurula	Finland	MINI-3K-W-3-1
2	00:26:41	Ileana Amali Teodorescu	Romania	MINI-3K-W-3-1

50+ Transplant

Position_no	Time_Completed	First Name	Country	Event_ID
1	00:19:39	Marina Avsenik	Slovenia	MINI-3k-W-10-1
2	00:24:56	Anne Marie Lankester	Ireland	MINI-3k-W-10-1
3	00:31:29	Annemarie Kumpe	Germany	MINI-3k-W-10-1

18-29 Transplant

Position_no	Time_Completed	First Name	Country	Event_ID
1	00:18:26	Gergő László Mezei	Hungary Czech	MINI-5K-M-1-1
2	00:19:25	Vojtech Koudelka	Republic	MINI-5K-M-1-1
3	00:20:27	Tomi Palovaara	Finland	MINI-5K-M-1-1

30-39 Transplant

Position_no	Time_Completed	First Name	Country	Event_ID
1	00:19:55	László Venyericsán	Hungary	MINI-5K-M-2-1
2	00:19:57	Antonio Ontoso Picon	Spain	MINI-5K-M-2-1
3	00:21:55	Csaba Zilaj	Hungary	MINI-5K-M-2-1
4	00:26:44	Eoin Madden	Ireland	MINI-5K-M-2-1
5	00:30:38	Ole Moeller-Nilsson	Germany	MINI-5K-M-2-1
6	00:35:31	Declan O Doherty	Ireland	MINI-5K-M-2-1

40-49 Transplant

Position_no	Time_Completed	First Name	Country	Event_ID
1	00:18:37	Andreas Wess	Germany Czech	MINI-5K-M-3-1
2	00:18:39	Vaclav Burda	Republic	MINI-5K-M-3-1
3	00:19:39	Tony Gartland	Ireland	MINI-5K-M-3-1
4	00:22:08	Barry Delves	Ireland	MINI-5K-M-3-1

50-59 Transplant

Position_no	Time_Completed	First Name	Country	Event_ID
1	00:18:42	John Moran	Ireland	MINI-5K-M-4-1
2	00:19:01	Joaquin Lacon Exposito	Spain	MINI-5K-M-4-1
3	00:23:04	Erling Holtan	Norway	MINI-5K-M-4-1
4	00:23:20	Serge Levy	France	MINI-5K-M-4-1
5	00:23:57	Ulrich Ahammer	Germany	MINI-5K-M-4-1
6	00:24:37	Edward Kehoe	Ireland	MINI-5K-M-4-1
7	00:28:49	Manfred Becker	Germany	MINI-5K-M-4-1
8	00:29:20	Mark Fitzsimons	Ireland	MINI-5K-M-4-1

60+ Transplant

Position_no	Time_Completed	First Name	Country	Event_ID
1	00:32:50	Peter Stoetzer	Germany	MINI-5k-M-9-1
2	00:36:42	Claude Barres	France	MINI-5k-M-9-1

Cycling

Tuesday 10th August 2010

Phoenix Park

20K Men

18-29 Transplant

Pos	Time Completed	Competitor Firstname	Country	Event_ID	Lap 1	Lap 2	Lap 3
1	00:34:07	Gergő László Mezei	Hungary	CYCL-20K-M-1-1	00:07:31	00:06:34	00:06:35
2	00:35:50	Blai Signes Fort	Spain	CYCL-20K-M-1-1	00:07:31	00:06:56	00:07:19
3	00:38:19	Marthin Haavardsen	Norway	CYCL-20K-M-1-1	00:07:30	00:08:06	00:07:25
4	00:40:45	Jan Stêpniak	Poland	CYCL-20K-M-1-1	00:08:16	00:08:03	00:08:13

30-39 Transplant

Pos	Time Completed	Competitor Firstname	Country	Event_ID	Lap 1	Lap 2	Lap 3
1	00:33:51	Erlend Gjerde	Norway	CYCL-20K-M-2-1	00:07:24	00:06:39	00:06:35
2	00:34:12	Antonio Ontoso Picon	Spain	CYCL-20K-M-2-1	00:07:25	00:06:40	00:06:36
3	00:34:51	Søren Hermansen	Denmark	CYCL-20K-M-2-1	00:07:31	00:06:37	00:07:02

40-49 Transplant

Pos	Time Completed	Competitor Firstname	Country	Event_ID	Lap 1	Lap 2	Lap 3
1	00:33:52	Richard Smith	UK	CYCL-20K-M-3-1	00:07:24	00:06:40	00:06:37
2	00:35:57	Gösta Schultze	Germany	CYCL-20K-M-3-1	00:07:37	00:06:53	00:07:14
3	00:36:14	Martin Krimbacher	Austria	CYCL-20K-M-3-1	00:07:37	00:06:53	00:07:13
4	00:36:21	Vaclav Burda	Czech Republic	CYCL-20K-M-3-1	00:07:37	00:06:54	00:07:44
5	00:38:19	Bernd Hilpert	Germany	CYCL-20K-M-3-1	00:07:37	00:07:19	00:07:40
6	00:44:45	Frank Martinetz	Germany	CYCL-20K-M-3-1	00:09:46	00:08:27	00:08:43

50-59 Transplant

Pos	Time Completed	Competitor Firstname	Country	Event_ID	Lap 1	Lap 2	Lap 3
1	00:33:56	John Moran	Ireland	CYCL-20K-M-4-1	00:07:24	00:06:39	00:06:35
2	00:34:07	Alain Fossard	France	CYCL-20K-M-4-1	00:07:26	00:06:39	00:06:35
3	35:59.5	Erich Sonnweber	Austria	CYCL-20K-M-4-1	00:07:37	00:06:53	00:07:15
4	00:36:00	Michael Prenner	Italy	CYCL-20K-M-4-1	00:07:37	00:06:54	00:07:14
5	43:32.9	Zvone Planinsek	Slovenia	CYCL-20K-M-4-1	00:09:04	00:08:30	00:08:33
6	00:43:35	Norbert Kruett-Huening	Germany	CYCL-20K-M-4-1	00:09:04	00:08:31	00:08:47
7	00:47:15	Michael Lydon	Ireland	CYCL-20K-M-4-1	00:09:57	00:09:25	00:09:22

60-69 Transplant

Pos	Time Completed	Competitor Firstname	Country	Event_ID	Lap 1	Lap 2	Lap 3
1	00:42:28	Jose Miguel Petrina Cia	Spain	CYCL-20K-M-5-1	00:09:04	00:08:30	00:08:33
2	00:43:34	Benjamin Macor	France	CYCL-20K-M-5-1	00:09:04	00:08:30	00:08:33
3	00:45:25	Thomas Metcalfe	Ireland	CYCL-20K-M-5-1	00:09:19	00:08:40	00:08:57
4	00:48:30	Gérard Costa	France	CYCL-20K-M-5-1	00:10:38	00:09:29	00:09:29

20K Women

Open Transplant

Pos	Time Completed	Competitor Firstname	Country	Event_ID	Lap 1	Lap 2	Lap 3
1	00:48:12	Irma Tóth	Hungary	CYCL-20K-W	00:10:43	00:09:25	00:09:22
2	00:48:36	Monica Hofer	Italy	CYCL-20K-W	00:10:40	00:09:27	00:09:23
3	00:54:29	Ivett Jakab	Hungary	CYCL-20K-W	00:11:45	00:10:27	00:10:42

5K Men

18-29 Transplant

Pos	Time Completed	Competitor Firstname	Country	Event_ID
1	00:08:35	Gergő László Mezei	Hungary	CYCL-5K-M-1-1
2	00:09:13	Blai Signes Fort	Spain	CYCL-5K-M-1-1
3	00:10:02	Marthin Haavardsen	Norway	CYCL-5K-M-1-1
4	00:13:55	Mohammed Al-Hussaini	UK	CYCL-5K-M-1-1
5	00:21:22	James Hannon	Ireland	CYCL-5K-M-1-1

30-39 Transplant

Pos	Time Completed	Competitor Firstname	Country	Event_ID
1	00:08:09	Erlend Gjerde	Norway	CYCL-5K-M-2-1
2	00:08:46	Søren Hermansen	Denmark	CYCL-5K-M-2-1
3	00:08:54	Antonio Ontoso Picon	Spain	CYCL-5K-M-2-1
4	00:12:32	Pat Hegarty	Ireland	CYCL-5K-M-2-1

40-49 Transplant

Pos	Time Completed	Competitor Firstname	Country	Event_ID
1	00:08:13	Richard Smith	UK	CYCL-5K-M-3-1
2	00:08:42	Martin Krimbacher	Austria	CYCL-5K-M-3-1
3	00:08:42	Gösta Schultze	Germany	CYCL-5K-M-3-1
4	00:08:56	Vaclav Burda	Czech Republic	CYCL-5K-M-3-1
5	00:09:43	Bernd Hilpert	Germany	CYCL-5K-M-3-1

50-59 Transplant

Pos	Time Completed	Competitor Firstname	Country	Event_ID
1	00:08:21	John Moran	Ireland	CYCL-5K-M-4-1
2	00:08:31	Alain Fossard	France	CYCL-5K-M-4-1
3	00:09:01	Erich Sonnweber	Austria	CYCL-5K-M-4-1
4	00:09:20	Michael Prenner	Italy	CYCL-5K-M-4-1
5	00:10:54	Norbert Kruett-Huening	Germany	CYCL-5K-M-4-1
6	00:10:55	Zvone Planinsek	Slovenia	CYCL-5K-M-4-1
7	00:11:03	Michael Lydon	Ireland	CYCL-5K-M-4-1
8	00:12:36	Mark Fitzsimons	Ireland	CYCL-5K-M-4-1

60-69 Transplant

Pos	Time Completed	Competitor Firstname	Country	Event_ID
1	00:10:47	Benjamin Macor	France	CYCL-5K-M-5-1
2	00:10:54	Thomas Metcalfe	Ireland	CYCL-5K-M-5-1
3	00:10:59	Jose Miguel Petrina Cia	Spain	CYCL-5K-M-5-1
4	00:11:50	Gérard Costa	France	CYCL-5K-M-5-1

5K Women

18-39 Transplant

Pos	Time Completed	Competitor Firstname	Country	Event_ID
1	00:11:34	Irma Tóth	Hungary	CYCL-5K-W-7-1
2	00:12:34	Ivett Jakab	Hungary	CYCL-5K-W-7-1
3	00:21:49	Jennifer Tuohy	Ireland	CYCL-5K-W-7-1

18-39 Transplant

Pos	Time Completed	Competitor Firstname	Country	Event_ID
1	00:11:51	Monica Hofer	Italy	CYCL-5K-W-4-1
2	00:14:34	Monica Finn	Ireland	CYCL-5K-W-4-1

Badminton

Tuesday 10th August 2010

DCU

Men Singles

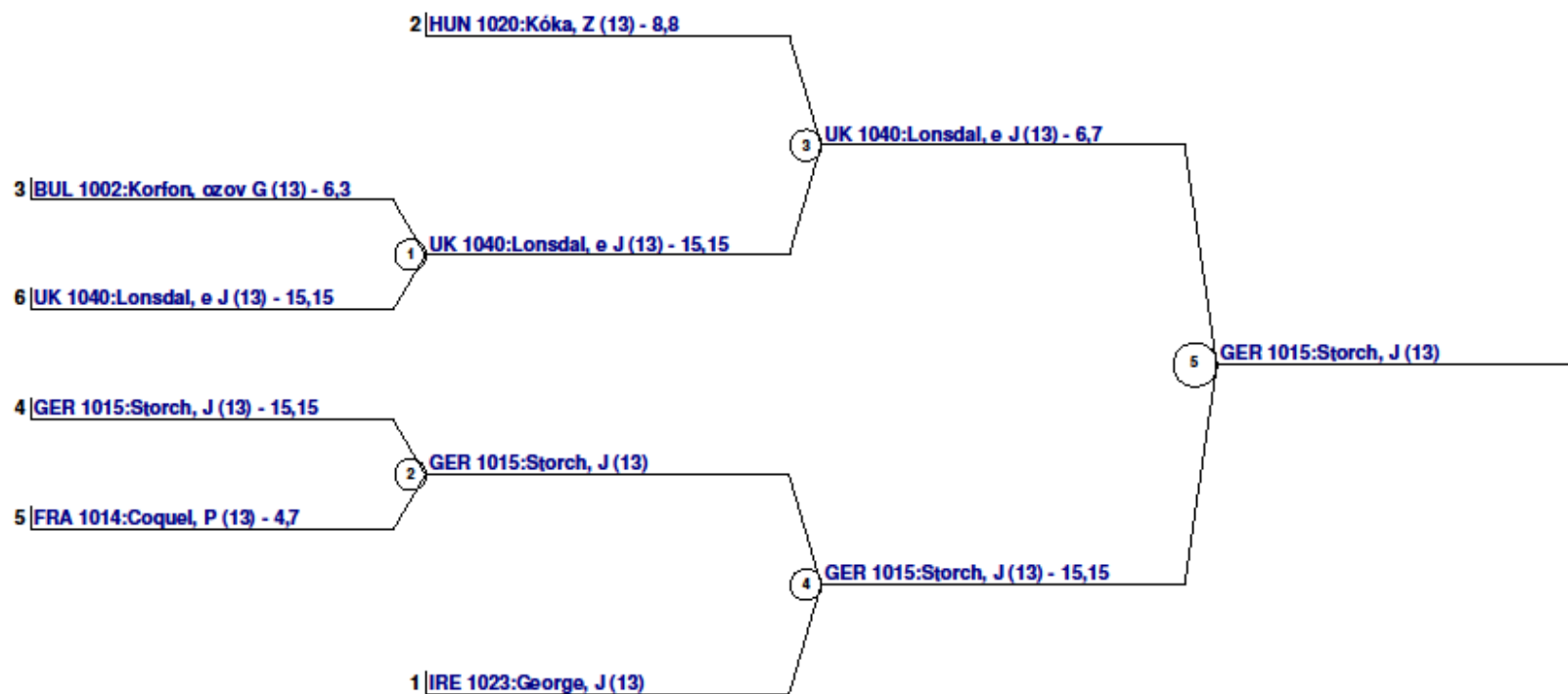
18-29 Transplant

Pool Match Results

Player	Wins	Losses	Ties	Win Pct	PF	PA	Pool
HUN 1020:Kóka, Z	2	0	0	1.00	60	31	A
BUL 1002:Korfon, ozov G	1	1	0	.50	54	42	A
BUL 1006:Ivanov, R	0	2	0	.00	19	60	A
FRA 1014:Coquel, P	2	0	0	1.00	34	37	B
IRE 1023:George, J	1	1	0	.50	37	53	B
BUL 1003:Aleksi, ev I	0	2	0	.00	53	34	B
GER 1015:Storch, J	2	0	0	1.00	60	21	C
UK 1040:Lonsdal, e J	1	1	0	.50	42	43	C
BUL 1004:Angelo, v G	0	2	0	.00	22	60	C

18-29 Final Results

13 Men Sgl 18-29 Tr Final (BADM-MS-1-1)



18-39 Dialysis

Round Robin Results

Player	Pos	Wins	Losses	Ties	Win Pct	PF	PA
IRE 1030:Ansbro, E	1st	2	0	0	1.00	60	11
SLO 2056:Puslja, r A	2nd	1	1	0	.50	40	48
FRA 2012:Segade, R	3rd	0	2	0	.00	19	60

30-39 Transplant

Round Robin Results

Player	Pos	Wins	Losses	Ties	Win Pct	PF	PA
CZE 2008:Dunda, R	1st	3	0	0	1.00	90	46
IRE 2045:Keohan, e M	2nd	2	1	0	.67	77	71
IRE 2036:O'Neil, I J	3rd	1	2	0	.33	72	68
GER 2017:Moelle, r-Nilsson O		0	3	0	.00	36	90

40-49 Transplant

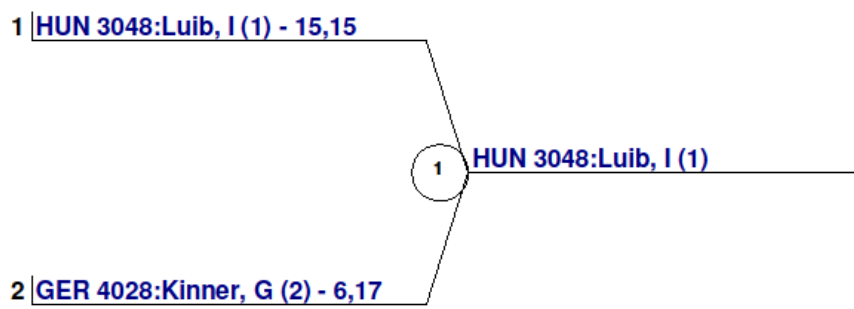
Round Robin Results

Player	Pos	Wins	Losses	Ties	Win Pct	PF	PA
DEN 3011:Nelin, J	1st	3	0	0	1.00	102	59
CZE 3009:Zitny, P	2nd	2	1	0	.67	93	75
GER 3031:Neu, G	3rd	1	2	0	.33	69	75
NOR 3073:Anders, en J		0	3	0	.00	35	90

40-59 Dialysis

Final Results

55 Mens Singles 40-59 Di (BADM-MS-8-2)



50-59 Transplant

Round Robin Results

Player	Pos	Wins	Losses	Ties	Win Pct	PF	PA
SPA 4081:Pérez, J	1st	4	0	0	1.00	120	62
BUL 5045:Tzveta, tonov O	2nd	2	2	0	.50	113	83
SPA 4078:Carras, co M	3rd	2	2	0	.50	95	84
FIN 4014:Näpänk, angas R		1	3	0	.25	81	129
GER 4026:Catakl, i H		1	3	0	.25	82	133

60-69 Transplant

Round Robin Results

Player	Pos	Wins	Losses	Ties	Win Pct	PF	PA
FIN 5003:Viitik, o Y	1st	2	0	0	1.00	39	18
GER 5012:Schöfe, r J	2nd	1	1	0	.50	42	49
DEN 5001:Poulse, n J	3rd	0	2	0	.00	56	70

Women Singles

18-39 Transplant

Pool Match Results (see final overleaf)

Player	Wins	Losses	Ties	Win Pct	PF	PA	Pool
NOR 2051:Fugles, ang M	2	1	0	.67	90	30	A
ROM 1037:Dragan, R	2	1	0	.67	45	47	A
BEL 1001:Keuste, rmans S	1	2	0	.33	17	61	A
HUN 1044:Tilhof, I	1	2	0	.33	57	71	A
BUL 2000:Bilian, a S	2	0	0	1.00	70	66	B
HUN 1043:Haszno, s S	1	1	0	.50	54	51	B
FRA 1012:Guerif, E	0	2	0	.00	63	70	B

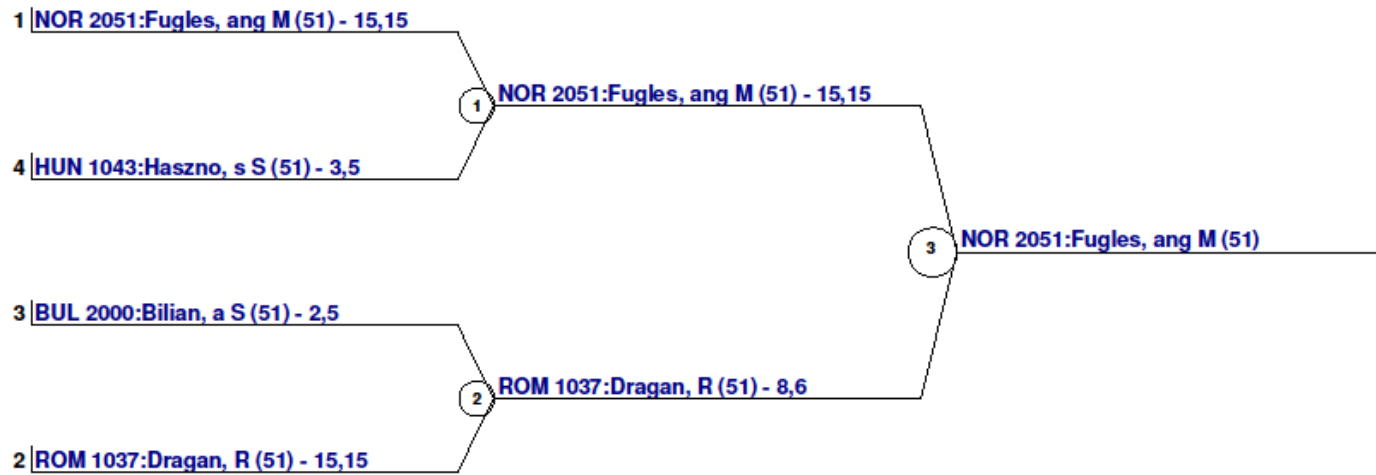
18-39 Dialysis

Round Robin Results

Player	Pos	Wins	Losses	Ties	Win Pct	PF	PA
IRE 1031:Hennel, ly R	1st	4	0	0	1.00	120	57
GER 2014:Prigni, tz A	2nd	3	1	0	.75	115	65
SLO 1038:Cok, S	3rd	2	2	0	.50	88	97
BUL 2001:Rosits, a I		1	3	0	.25	82	131
BUL 2002:Irina, D		0	4	0	.00	79	134

18-39 Transplant Final Results

51 Wom Sgl 18-39 Tr Final (BADM-WS-7-1)



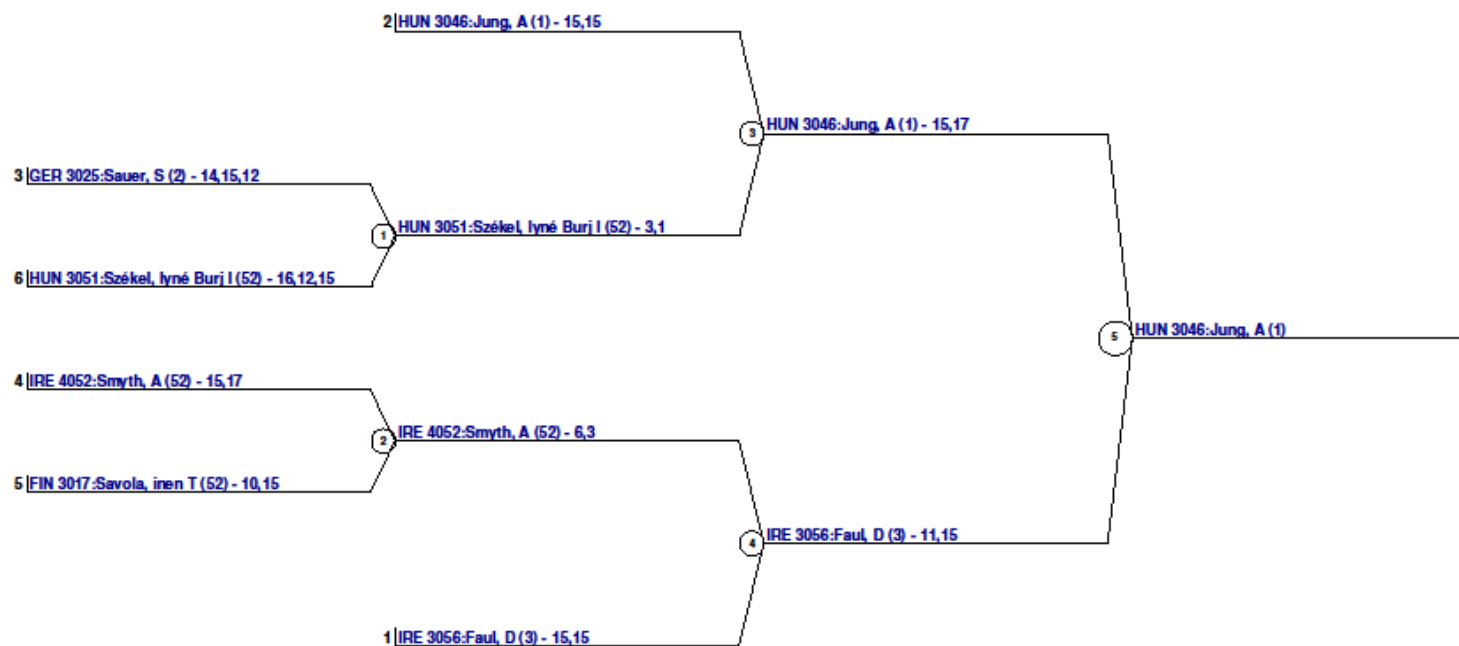
40-59 Transplant

Pool Match Results

Player	Wins	Losses	Ties	Win Pct	PF	PA	Pool
HUN 3046:Jung, A	2	0	0	1.00	60	19	A
GER 3025:Sauer, S	1	1	0	.50	38	46	A
DEN 3012:Søgaard, d B	0	2	0	.00	27	60	A
IRE 3056:Faul, D	2	0	0	1.00	60	19	B
FIN 3017:Savola, inen T	1	1	0	.50	50	67	B
DEN 3013:Moelle, r L	0	2	0	.00	47	71	B
IRE 4052:Smyth, A	2	0	0	1.00	68	45	C
HUN 3051:Székel, lyné Burj I	1	1	0	.50	44	41	C
IRE 3058:Doyle, S	0	2	0	.00	42	68	C

40-59 Transplant Final Results

52 Wom Sgl 40-59 Tr Finals (BADM-WS-8-1)



Created with Tournament Scheduler Pro from
All-Pro Software - www.allprosoftware.com

Men Doubles

18-29 Transplant

Round Robin Results

Team	Pos	Wins	Losses	Ties	Win Pct	PF	PA
IRE 65:Ansbro-Dwyer	1st	3	0	0	1.00	104	63
GER 28:Storch-Kinner	2nd	2	1	0	.67	116	113
HUN 43:Kóka-Luib	3rd	1	2	0	.33	86	97
UK 2N:Lonsdale-Lebon		0	3	0	.00	66	99

30-39 Transplant

Round Robin Results

Team	Pos	Wins	Losses	Ties	Win Pct	PF	PA
CZE 03:Zitny-Dunda	1st	3	0	0	1.00	90	34
IRE 67:Keohane-O'Neill	2nd	2	1	0	.67	69	73
FRA 24:Pacaud-Demelle	3rd	1	2	0	.33	66	80
SLO 1T:Pusljar-Vatovec		0	3	0	.00	52	90

40-59 Transplant

Round Robin Results

Team	Pos	Wins	Losses	Ties	Win Pct	PF	PA
SPA 21:Carrasco-Pérez	1st	4	0	0	1.00	120	55
DEN 05:Nelin-Poulsen	2nd	3	1	0	.75	127	105
GER 29:Neu-Schöfer	3rd	2	2	0	.50	92	98
FIN 12:Näpänkangas-Viitikko		1	3	0	.25	115	118
IRE 68:Crowe-Ward		0	4	0	.00	42	120

Women Doubles Open Category

Pool Match Results (See Final Overleaf)

Team	Wins	Losses	Ties	Win Pct	PF	PA	Pool
IRE 74:Smyth-Faul	1	1	0	.50	67	52	A
HUN 46:Jung-Székelyné Burja	2	0	0	1.00	73	41	A
GER 33:Prignitz-Henke	0	2	0	.00	13	60	A
DEN 06:Moeller-Søgaard	0	2	0	.00	36	60	B
IRE 73:Hennelly-Doyle	2	0	0	1.00	60	46	B
HUN 45:Hasznos-Tilhof	1	1	0	.50	53	43	B

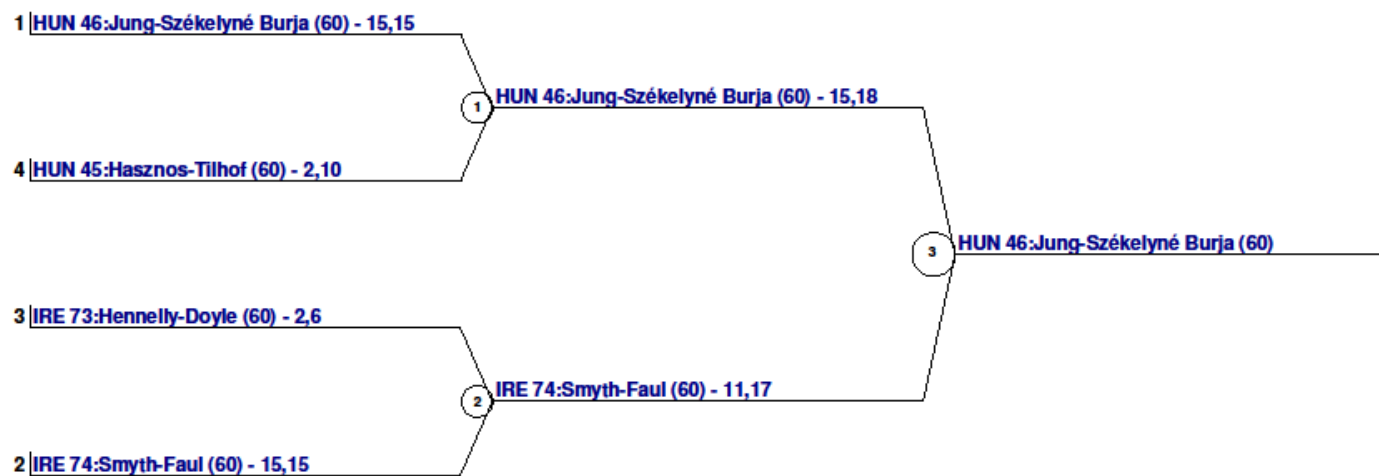
Mixed Doubles Open Category

Pool Match Results (See Final Overleaf)

Team	Wins	Losses	Ties	Win Pct	PF	PA	Pool
GER 32:Sauer-Schöfer	1	2	0	.33	69	98	A
IRE 71:Dwyer-Smyth	0	3	0	.00	87	110	A
HUN 44:Jung-Luib	3	0	0	1.00	98	70	A
IRE 69:Ansbro-Sherlock	2	1	0	.67	107	83	A
SLO 1U:Cok-Pusljar	1	1	0	.50	54	47	B
GER 31:Henke-Neu	2	0	0	1.00	60	36	B
IRE 72:Keohane-Treacy	0	2	0	.00	29	60	B
IRE 70:Crowe-Doyle	1	1	0	.50	35	38	C
FIN 17:Viitikko-Savolainen	0	2	0	.00	N/A	N/A	C
GER 30:Catakli-Prignitz	2	0	0	1.00	38	35	C

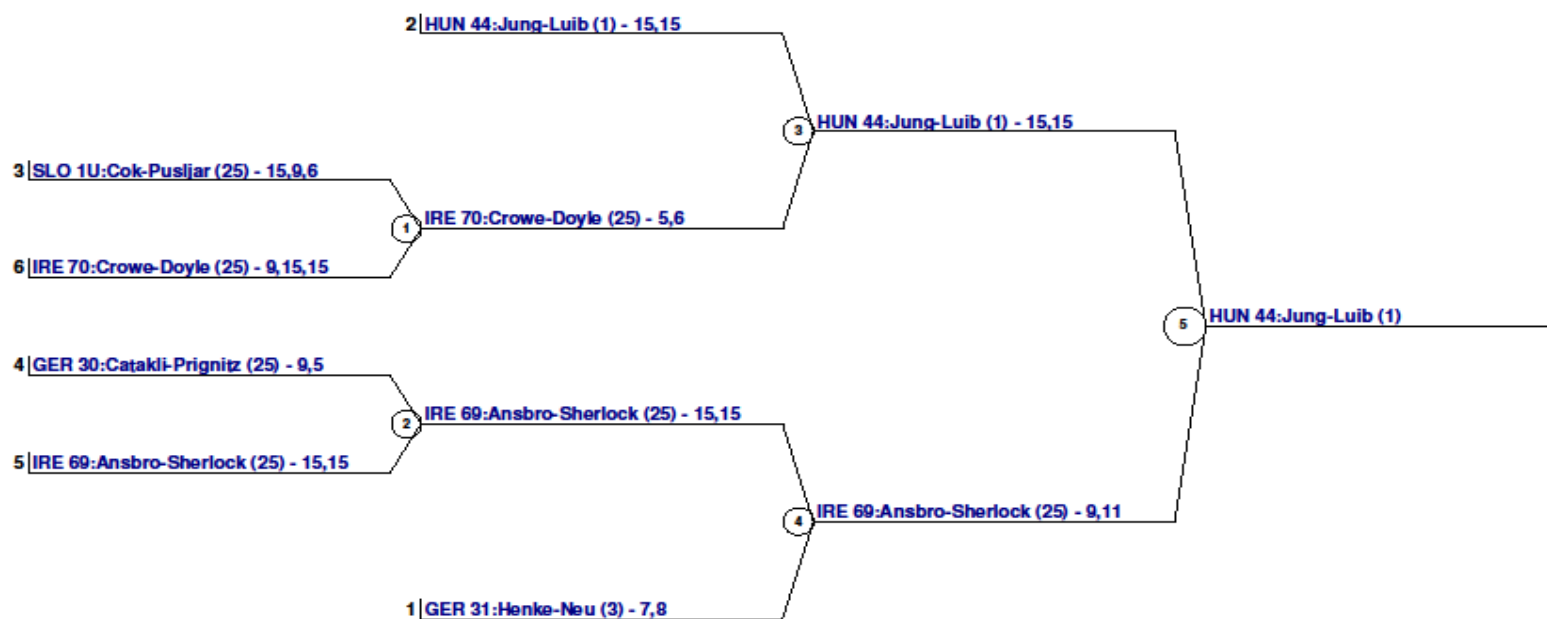
Women Doubles Open Category Final Results

60 Wom Dbl Final (BADM-WD)



Mixed Doubles Final Results

25 MxD Finals



Golf

Wednesday 11th August 2010

Roganstown Golf Club

Ladies Open

	Country	Gold Gross	Gold Nett	Silver	Bronze
Marie O Connor	Ireland	103			
Deirdre Faul	Ireland		84		

Male Dialysis Open

	Country	Gold Gross	Gold Nett	Silver	Bronze
Darren J Cawley	Ireland	101			
John McAleer	Ireland		88		
Oddvar Aalmo	Sweden			96	

Male Handicap 0-14

	Country	Gold Gross	Gold Nett	Silver	Bronze
Garrett Campbell	Ireland	84			
Frank Clarke	United Kingdom		80		

Male Handicap 15-20

	Country	Gold Gross	Gold Nett	Silver	Bronze
Paul Bryan	Ireland	99			
Michael Dwyer	Ireland		84		
Con Brosan	Ireland			85	
Terry Mangan	Ireland				95

Male Handicap 21-25

	Country	Gold Gross	Gold Nett	Silver	Bronze
Tony Gavigan	Ireland	93			
James Nolan	Ireland		77		
Philip Kavanagh	Ireland			78	
Kalevi Ajalin	Finland				84

Male Handicap 26+

	Country	Gold Gross	Gold Nett	Silver	Bronze
Philip Martin	Ireland	99			
Geir Daffinn Heggland	Norway		108		
Roman Dunda	Czech Republic			109	
Hannu Ouvinen	Finland				122

Table Tennis

Wednesday 11th August 2010

DCU

Men Singles

18-29 Transplant

Pool Match Results

Player	Wins	Losses	Ties	Win Pct	PF	PA	Pool
HUN 1020:Kóka, Z	3	0	0	1.00	99	26	A
IRE 1023:George, J	2	1	0	.67	95	87	A
FRA 1013:Motsch, T	1	2	0	.33	95	100	A
BUL 1003:Aleksi, ev I	0	3	0	.00	23	99	A
SPA 1039:Signes, Fort B	2	0	0	1.00	67	26	B
FRA 1014:Coquel, P	1	1	0	.50	49	54	B
BUL 1002:Korfon, ozov G	0	2	0	.00	30	66	B

Pool Match Results

9 Table Tennis Men Sgl 18-29 Tr (Final)




18-39 Dialysis

Pool Match Results

Player	Wins	Losses	Ties	Win Pct	PF	PA	Pool
FRA 2012:Segade, R	2	0	0	1.00	66	25	A
LUX 2049:Smajic, A	1	1	0	.50	43	54	A
HUN 2026:Kéri, T	0	2	0	.00	36	66	A
IRE 1033:Mcbriid, e G	0	2	0	.00	N/A	N/A	B
GRE 2020:Markop, M	2	0	0	1.00	33	8	B
BUL 1005:Georgi, ev V	1	1	0	.50	8	33	B

60 Table Tennis Men Sgl 18-39 Di (Final)



30-39 Transplant

Pool Match Results

Player	Wins	Losses	Ties	Win Pct	PF	PA	Pool
SLO 2059:Reberc, I	2	1	0	.67	123	104	A
SLK 2055:Cizmar, R	3	0	0	1.00	120	73	A
BUL 2003:Vichev, V	0	3	0	.00	54	110	A
GRE 2022:Andrea, dis D	1	2	0	.33	66	76	A
SLO 2057:Fekonj, a V	1	1	0	.50	56	66	B
HUN 2027:Csuti, J	2	0	0	1.00	66	30	B
CZE 2009:Dusovs, ky M	0	2	0	.00	49	75	B

Final Results

11 Table Tennis Men Sgl 30-39 Tr (Final)




40-49 Transplant

Pool Match Results

Player	Wins	Losses	Ties	Win Pct	PF	PA	Pool
FIN 3089:Lintul, a E	2	1	0	.67	84	74	A
SLO 3085:Simic, J	1	2	0	.33	77	89	A
SLK 3078:Franer, J	1	2	0	.33	71	73	A
HUN Ferenc, L	2	1	0	.67	94	90	A
DEN 3014:Svends, en M	1	1	0	.50	47	54	B
NOR 3073:Anders, en J	0	2	0	.00	31	66	B
GRE 3037:Xenos, C	2	0	0	1.00	66	24	B
UK 3093:Lebon, G	2	0	0	1.00	77	64	C
SPA 3088:Mateo, R	1	1	0	.50	72	82	C
GRE 3036:Manoul, akis E	0	2	0	.00	89	92	C
SLO 3083:Pusnik, B	1	1	0	.50	47	50	D
HUN 3044:Krucso, Z	2	0	0	1.00	44	23	D
CZE 3009:Zitny, P	0	2	0	.00	60	78	D

40-49 Transplant Final Results

13 Table Tennis Men Sgl 40-49 (Final)



40-69 Dialysis

Round Robin Results

Player	Pos	Wins	Losses	Ties	Win Pct	PF	PA
HUN 5022:Séra, L	1st	2	0	0	1.00	72	54
HUN 3049:Rácz, I	2nd	1	1	0	.50	72	76
HUN 4033:Tóth, A	3rd	0	2	0	.00	76	90

50-59 Transplant


Pool Match Results

Player	Wins	Losses	Ties	Win Pct	PF	PA	Pool
HUN 4037:Pora, S	3	0	0	1.00	99	16	A
GRE 4032:Mantel, os P	2	1	0	.67	71	53	A
FIN 4012:Aikio, T	1	2	0	.33	46	80	A
FRA 4016:Levy, S	0	3	0	.00	32	99	A
POL 4063:Blecha, rczyk G	3	0	0	1.00	125	115	B
AUS 4001:Neuner, E	2	1	0	.67	133	101	B
HUN 4039:Czakó, Z	1	2	0	.33	129	109	B
FRA 4015:Fossar, d A	0	3	0	.00	37	99	B
SLK 4069:Kopeck, y R	2	0	0	1.00	66	26	C
GER 4027:Steude, D	1	1	0	.50	53	45	C
SLO 4071:Ocvirk, J	0	2	0	.00	18	66	C

50-59 Transplant

Final Results

15 Table Tennis Men Sgl 50-59 Tr (Final)



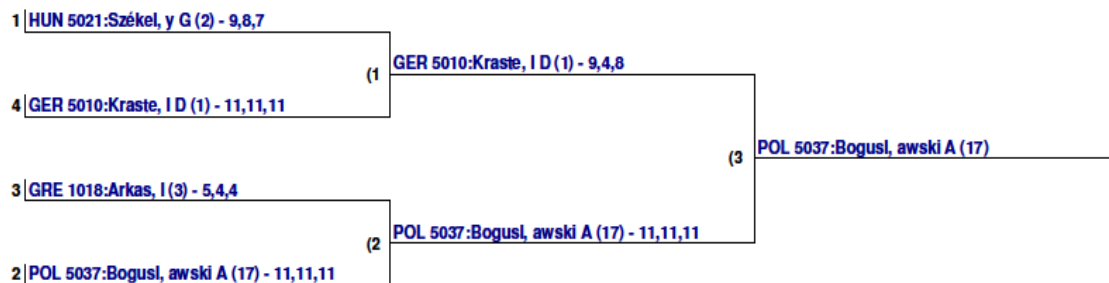
60-69 Transplant

Pool Match Results

Player	Wins	Losses	Ties	Win Pct	PF	PA	Pool
UK 5043:Grundy, M	1	2	0	.33	89	107	A
POL 5037:Bogusl, awski A	3	0	0	1.00	101	76	A
HUN 5023:Körösz, tös V	0	3	0	.00	66	101	A
GER 5010:Kraste, I D	2	1	0	.67	92	64	A
IRE 5034:Malone, E	0	2	0	.00	21	66	B
HUN 5021:Székel, y G	2	0	0	1.00	80	53	B
GRE 1018:Arkass, I	1	1	0	.50	75	57	B

Final Results

17 Table Tennis Men Sgl 60-69 (Final)



Women Singles

18-39 Transplant

Round Robin Results

Player	Pos	Wins	Losses	Ties	Win Pct	PF	PA
SWE 2061:Franss, on L	1st	4	0	0	1.00	151	70
HUN 2028:Tóth, I	2nd	3	1	0	.75	143	71
NOR 2051:Fugles, ang M	3rd	2	2	0	.50	90	98
BEL 1001:Keuste, rmans S		1	3	0	.25	74	121
FRA 1012:Guerif, E		0	4	0	.00	41	139

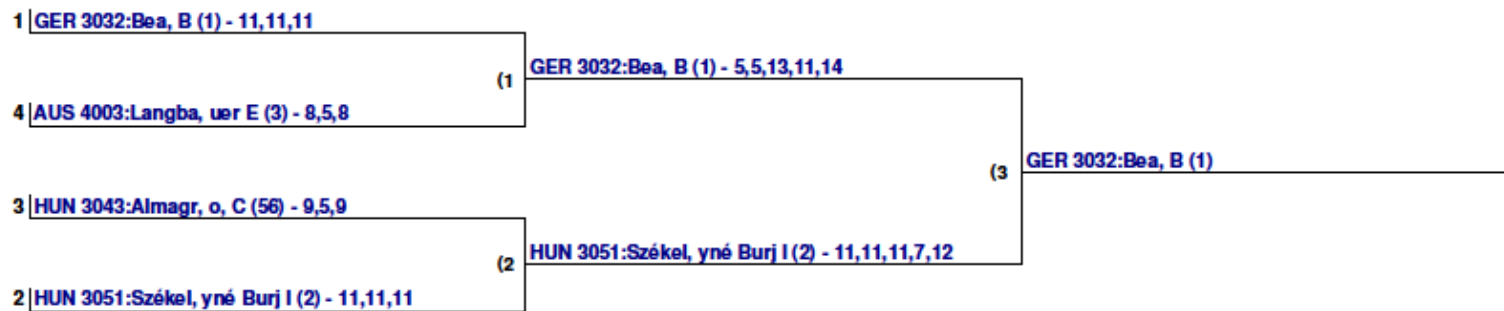
40-59 Transplant

Pool Match Results

Player	Wins	Losses	Ties	Win Pct	PF	PA	Pool
GER 3032:Bea, B	3	0	0	1.00	99	23	A
HUN 3043:Almagr, o, C	2	1	0	.67	80	60	A
HUN 3045:Dobos, J	1	2	0	.33	59	78	A
GRE 4031:Botsa, A	0	3	0	.00	22	99	A
HUN 3051:Székel, yné Burj I	2	0	0	1.00	66	13	B
AUS 4003:Langba, uer E	1	1	0	.50	41	54	B
IRE 3069:Chvedu, dukiene L	0	2	0	.00	26	66	B

40-59 Final Results

56 table Tennis Women Sgl 40-59 Tr (Final)



Mens Doubles

18-29 Transplant

Round Robin Results

Team	Pos	Wins	Losses	Ties	Win Pct	PF	PA
HUN 49:Kóka-Csuti	1st	2	0	0	1.00	66	34
SPA 2J:Signes Fort-Mateo	2nd	0	1	1	.25	51	73
FRA 27:Coquel-Segade	3rd	0	1	1	.25	60	70

30-39 Transplant

Round Robin Results

Team	Pos	Wins	Losses	Ties	Win Pct	PF	PA
SLK 1R:Cizmar-Kopecky	1st	3	0	0	1.00	99	49
GRE 38:Markopoulos-Andreadis	2nd	2	1	0	.67	87	71
CZE 04:Dusovsky-Malinsky	3rd	1	2	0	.33	76	86
HUN 50:Kéri-Rác		0	3	0	.00	43	99

40-49 Transplant

Round Robin Results

Team	Pos	Wins	Losses	Ties	Win Pct	PF	PA
GRE 39:Xenos-Arkas	1st	3	0	0	1.00	106	52
FIN 18:Aikio-Lintula	2nd	2	1	0	.67	102	98
SLO 1W:Pusnik-Simic	3rd	1	2	0	.33	93	97
DEN 09:Nelin-Svensen		0	3	0	.00	49	103

50-59 Transplant

Round Robin Results

Team	Pos	Wins	Losses	Ties	Win Pct	PF	PA
GER 34:Steude-Krastel	1st	2	0	0	1.00	N/A	N/A
HUN 51:Czakó-Körösztös		0	1	0	.00	N/A	N/A
HUN 52:Pora-Székely		0	1	0	.00	N/A	N/A

Women Doubles

30-49 Transplant

Final Results

54 Table Tennis Wom Dbl 30-49 Tr (TATE-WD-11-1)

1 | HUN 56:Tóth-Székelyné Burja (54) - 11,11,11

(1

HUN 56:Tóth-Székelyné Burja (54)

2 | HUN 57:Almagro-Dobos (54) - 6,5,6

Mixed Doubles

Open Category

Round Robin Results

Team	Pos	Wins	Losses	Ties	Win Pct	PF	PA
HUN 54:Csuti-Székelyné Burja	1st	2	1	0	.67	111	85
GER 35:Bea-Krastel	2nd	2	1	0	.67	20	33
AUS 15:Neuner-Langbauer	3rd	1	2	0	.33	18	33
HUN 55:Kóka-Tóth		1	2	0	.33	47	45

Swimming

50m Back Men

40-59 Transplant

Position	First Name	Second Name	Country	Time
1	Mick	Anson	UK	00:39.77
2	Klaus	Zinnecker	Ger	00:49.11
3	Miran	Ohnjec	Slo	00:52.39
4	Manfred	Becker	Ger	00:57.30
5	Lucien	Van Staen	Bel	00:59.02
6	Evgeni	Georgiev	Bul	01:01.04
7	Jiri	Nidl	Cze	01:05.47

60+ Transplant

Position	First Name	Second Name	Country	Time
1	Rudi	Becker	Ger	01:15.15
2	Wolfgang	Vogel	Ger	01:33.75

50m Back Women

40-49 Transplant

Position	First Name	Second Name	Country	Time
1	Judit	Berente	Hun	00:51.28
2	Mojca	Lorencic	Slo	01:00.58

60-69 Transplant

Position	First Name	Second Name	Country	Time
1	Gudrun	Manuwald-Seemuller	Ger	00:57.04
2	Janosne	Szabo	Hun	01:01.85
3	Georgine	Szalamanov	Hun	01:03.72
4	Zoltann	Keresztes	Hun	01:54.12

100m Back Men

40-69 Transplant

Position	First Name	Second Name	Country	Time
1	Mick	Anson	UK	01:33.39
2	Rudi	Becker	Ger	03:13.77

100m Back Women

40-69 Transplant

Position	First Name	Second Name	Country	Time
1	Jánosné	Medve	Hun	02:08.46
1	Janet	Coleman	UK	02:08.46
3	Jánosné	Szabó	Hun	02:10.85
4	Georginé	Szalamanov	Hun	02:17.81

50m Free Men

18-39 Transplant

Position	First Name	Second Name	Country	Time
1	Apostolos	Charitonidis	Gre	00:30.41
2	Rosen	Ivanov	Bul	00:55.29
	Erlend	Gjerde	Nor	NS

30-49 Dialysis

Position	First Name	Second Name	Country	Time
1	Mick	Anson	UK	00:33.87
2	Jurica	Ester	Cro	00:36.85
3	Stephan	Müller	Ger	00:37.51
4	Josef	Szabó	Hun	00:38.06
5	William	Johnston	UK	00:46.40
6	Istvan	Racz	Hun	NS

40-49 Transplant

Position	First Name	Second Name	Country	Time
1	Andrzej	Lewandowski	Pol	00:32.26
2	Zsolt	Krucso	Hun	00:32.58
3	Pascal	Demelle	Fra	00:33.67
4	Evgeni	Georgiev	Bul	00:49.61
5	James	Nolan	Ire	NS

50-69 Transplant

Position	First Name	Second Name	Country	Time
1	Jose	Montesinos Garcia	Spa	00:34.32
2	Mauri	Kuotola	Fin	00:38.07
3	Károly	Papp	Hun	00:38.57
4	Lucien	Van Staen	Bel	00:44.04
5	Paul	Prendergast	Ire	00:49.41
6	Jiri	Nidl	Cze	00:52.29
7	Tomas	Drevikovsky	Cze	00:58.30

50-59 Dialysis

Position	First Name	Second Name	Country	Time
1	Peter	Kreilkamp	Ger	00:33.62
	Robert	Howard	Uk	NS

50m Free Women

18-39 Transplant

Position	First Name	Second Name	Country	Time
1	Angela	Meyer	Ger	00:47.79
2	Orla	Hogan	Ire	01:18.85
	Brenda	Cullen	Ire	NS

40-49 Transplant

Position	First Name	Second Name	Country	Time
1	Janet	Coleman	UK	00:41.13
2	Judit	Berente	Hun	00:41.65
3	Mojca	Lorencic	Slo	01:00.61

50-59 Transplant

Position	First Name	Second Name	Country	Time
1	Gudren	Manuwald-Seemuller	Ger	00:50.16
2	Janosne	Medve	Hun	00:52.02
3	Julianna	Schneiderne Szabo	Hun	01:05.63
4	Janosne	Szabo	Hun	01:13.20

100m Free Men

40-59 Transplant

Position	First Name	Second Name	Country	Time
1	Andrzej	Lewandowski	Pol	01:13.08
2	Zsolt	Krucso	Hun	01:13.94
3	Jose	Montesinos Garcia	Spa	01:15.20
4	Lucien	Van Staen	Bel	01:47.20

60-69 Transplant

Position	First Name	Second Name	Country	Time
1	John	Trafford	UK	01:55.10
2	Tomas	Drevikovsky	Cze	02:27.01

Open Dialysis

Position	First Name	Second Name	Country	Time
1	Mick	Anson	UK	01:14.11
2	Peter	Kreilkamp	Ger	01:14.90
3	Frank	Martinetz	Ger	01:22.78
4	Josef	Szabó	Hun	01:36.64

5	William	Johnston	UK	01:57.51
6	Mohammed	Al-Hussaini	UK	02:40.40

100m Free Women

30-49 Transplant

Position	First Name	Second Name	Country	Time
1	Judit	Berente	Hun	01:30.73
2	Janet	Coleman	UK	01:35.16
3	Angela	Meyer	Ger	01:43.90
4	Sheila	Gregan	Ire	02:02.16

50-69 Transplant

Position	First Name	Second Name	Country	Time
1	Jánosné	Medve	Hun	02:00.23
2	Georginé	Szalamanov	Hun	02:07.63
3	Julianna	Schneiderné Szabó	Hun	02:33.57

400m Free Men

50-59 Transplant

Position	First Name	Second Name	Country	Time
1	Klaus	Zinnecker	Ger	07:59.22
2	Richard	Cooke	UK	08:06.71

60+ Transplant

Position	First Name	Second Name	Country	Time
1	John	Trafford	UK	09:06.58
2	Wolfgang	Vogel	Ger	15:20.47

Open Dialysis

Position	First Name	Second Name	Country	Time
1	Mick	Anson	UK	06:11.56
2	Frank	Martinetz	Ger	06:37.56
3	Stephan	Muller	Ger	07:10.39
4	Jozsef	Szabo	Hun	08:18.94

400m Free Women

Open Transplant

Position	First Name	Second Name	Country	Time
1	Janet	Coleman	UK	07:09.83
2	Deirdre	Faul	Ire	08:03.29
3	Angela	Meyer	Ger	08:08.74

50m Fly Men

18-49 Transplant

Position	First Name	Second Name	Country	Time
1	Apostolos	Charitonidis	Gre	00:33.27
2	Andrzej	Lewandowski	Pol	00:35.72
3	Zsolt	Krucso	Hun	00:38.31

18-39 Dialysis

Position	First Name	Second Name	Country	Time
1	Jurica	Ester	Cro	00:48.98
	Mohammed	Al-Hussaini	Uk	DQ

40-49 Dialysis

Position	First Name	Second Name	Country	Time
1	Frank	Martinetz	Ger	00:38.96
2	József	Szabó	Hun	00:50.03

50m Breast Men

18-39 Transplant

Position	First Name	Second Name	Country	Time
1	Apostolos	Charitonidis	Gre	00:40.69
2	Konstantinos	Kalos	Gre	00:44.32
3	Erlend	Gjerde	Nor	00:46.37

40-49 Transplant

Position	First Name	Second Name	Country	Time
1	Andrzej	Lewandowski	Pol	00:37.23
2	Zsolt	Krucso	Hun	00:40.81
3	Pascal	Demelle	Fra	00:43.30
4	Libor	Malinsky	Cze	00:52.75

50-59 Transplant

Position	First Name	Second Name	Country	Time
1	Miran	Ohnjec	Slo	00:44.07
2	Károly	Papp	Hun	00:44.49
3	Richard	Cooke	UK	00:45.94
4	Jiri	Nidl	Cze	00:58.95

60+ Transplant

Position	First Name	Second Name	Country	Time
1	John	Trafford	UK	00:50.20
2	Peter	Stoetzer	Ger	00:56.12
3	Branko	Tome	Slo	01:00.08
4	Paul	Prendergast	Ire	01:08.33
5	Wolfgang	Vogel	Ger	NS

Open Dialysis

Position	First Name	Second Name	Country	Time
1	Peter	Kreilkamp	Ger	00:43.50
2	Stephan	Müller	Ger	00:44.90
3	Klaus	Drews	Ger	00:50.25
4	Andrzej	Marciniak	Pol	00:58.72

50m Breast Women

18-49 Transplant

Position	First Name	Second Name	Country	Time
1	Judit	Berente	Hun	00:50.95
2	Janet	Coleman	UK	00:59.48
3	Mojca	Lorencic	Slo	01:01.35
4	Szabina	Hasznos	Hun	01:02.14
5	Orla	Hogan	Ire	01:33.92

30-39 Dialysis

Position	First Name	Second Name	Country	Time
1	Angela	Meyer	Ger	01:05.34
2	Brigitte	Günter	Ger	01:11.13

60+ Transplant

Position	First Name	Second Name	Country	Time
1	Gudrun	Manuwald-Seemüller	Ger	00:55.62
2	Jánosné	Medve	Hun	01:00.89
3	Georginé	Szalamanov	Hun	01:03.13
4	Janosne	Szabó	Hun	01:09.58
5	Zoltan	Keresztes	Hun	01:27.89
6	Annmarie	Kumpe	Ger	01:29.13

100m Breast Men

18-39 Transplant

Position	First Name	Second Name	Country	Time
1	Konstantinos	Kalos	Gre	01:38.27
2	Jan	Stêpniak	Pol	01:41.55
	Erlend	Gjerde	Nor	NS

40-49 Transplant

Position	First Name	Second Name	Country	Time
1	Andrzej	Lewandowski	Pol	01:35.21
2	Peter	Hellriegel	Ger	01:35.81
3	Pascal	Demelle	Fra	01:43.33
4	Dusan	Krizko	Slk	02:18.58

50-69 Transplant

Position	First Name	Second Name	Country	Time
1	Károly	Papp	Hun	01:45.57
2	Miran	Ohnjec	Slo	01:48.40
3	John	Trafford	UK	01:55.29
4	Tomas	Drevikovsky	Cze	02:34.63
	Jorma	Wilén	Fin	NS

Open Dialysis

Position	First Name	Second Name	Country	Time
1	Klaus	Drews	Ger	01:51.58
2	József	Szabó	Hun	01:52.57
3	Andrzej	Marciniak	Pol	02:13.00

100m Breast Women

18-49 Transplant

Position	First Name	Second Name	Country	Time
1	Judit	Berente	Hun	01:56.15
2	Sheila	Gregan	Ire	02:12.82
3	Szabina	Hasznos	Hun	02:13.23
4	Angela	Meyer	Ger	02:27.43

60-69 Transplant

Position	First Name	Second Name	Country	Time
1	Jánosné	Medve	Hun	02:17.44
2	Georginé	Szalamanov	Hun	02:18.97
3	Jánosné	Szabó	Hun	02:28.24

Mixed 4 x 50m Med Relay

Position	Team	Country	Time
1	Germany	Ger	02:53.87
2	UK	UK	03:13.78
3	Hungary	Hun	03:46.22
4	International		NS

Mixed 4 x 50m Relay

Position	Team	Country	Time
1	International		02:13.46
2	Germany	Ger	02:31.48
3	UK	UK	02:44.55
4	Hungary	Hun	03:51.00

Tennis

Thursday 12th August 2010

Hampstead Park and Glasnevin Tennis Club

Men Singles

18-39 Transplant

Round Robin Results

Player	Pos	Wins	Losses	Ties	Win Pct	PF	PA
POR 2053:Guedes, L	1st	4	0	0	1.00	32	11
GER 2019:Hager, S	2nd	3	1	0	.75	27	15
CRO 2005:Hacek, V	3rd	2	2	0	.50	24	21
FIN 1010:Ojanen, V		1	3	0	.25	18	25
CZE 2009:Dusovs, ky M		0	4	0	.00	3	32

40-49 Transplant

Round Robin Results

Player	Pos	Wins	Losses	Ties	Win Pct	PF	PA
HUN 3042:Kégel, T	1st	4	0	0	1.00	32	5
FIN 3089:Lintul, a E	2nd	3	1	0	.75	27	11
SPA 3087:Gracia, Laborda J	3rd	2	2	0	.50	18	21
SLK 3078:Franer, J		1	3	0	.25	13	24
UK 3093:Lebon, G		0	4	0	.00	3	32

50-69 Transplant

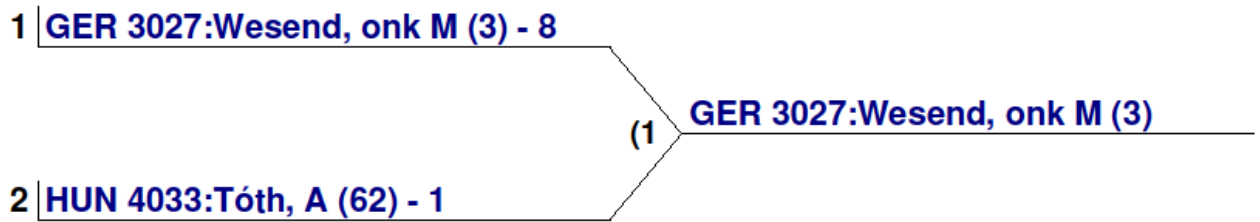
Round Robin Results

Player	Pos	Wins	Losses	Ties	Win Pct	PF	PA
POR 4068:Montei, ro M	1st	4	0	0	1.00	32	8
POL 4063:Blecha, rczyk G	2nd	3	1	0	.75	28	20
SLK 4069:Kopeck, y R	3rd	2	2	0	.50	20	23
UK 5043:Grundy, M		1	3	0	.25	17	24
HUN 4037:Pora, S		0	4	0	.00	10	32

Dialysis Open

Final Match Results

62 Tennis Mens Sgl Di Final (TENN-MS-Di)



Women Singles

18-29 Transplant

Round Robin Results

Player	Pos	Wins	Losses	Ties	Win Pct	PF	PA
IRE 1026:Eaglet, on R	1st	2	0	0	1.00	16	6
SLO 1038:Cok, S	2nd	1	1	0	.50	9	14
ROM 1037:Dragan, R	3rd	0	2	0	.00	11	16

40-59 Transplant

Round Robin Results

Player	Pos	Wins	Losses	Ties	Win Pct	PF	PA
GER 4023:Baecke, r M	1st	4	0	0	1.00	32	7
IRE 3060:Twomey, V	2nd	3	1	0	.75	28	20
HUN 3045:Dobos, J	3rd	2	2	0	.50	25	18
HUN 3043:Almagr, o C		1	3	0	.25	12	29
POL 4066:Murdze, k K		0	4	0	.00	9	32

Mens Doubles

18-39 Transplant

Round Robin Results

Team	Pos	Wins	Losses	Ties	Win Pct	PF	PA
POR 1P:Guedes-Monteiro	1st	2	0	0	1.00	16	3
FIN 2M:Ojanen-Lintula	2nd	1	1	0	.50	10	12
GER 36:Hager-Wesendonk	3rd	0	2	0	.00	5	16

40-49 Transplant

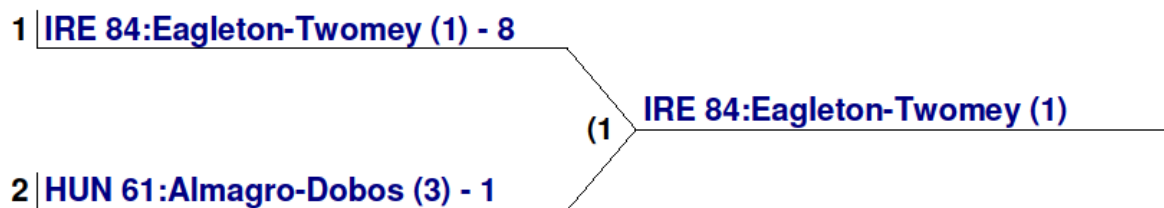
Round Robin Results

Team	Pos	Wins	Losses	Ties	Win Pct	PF	PA
HUN 58:Kégel-Pora	1st	2	0	0	1.00	16	2
SLK 1S:Franer-Kopecky	2nd	1	1	0	.50	9	8
SPA 2K:Gracia Laborda-Carassco	3rd	0	2	0	.00	1	16

Womens Doubles

Open Category

63 Tennis Women Dbl Final (TENN-WD-Open)

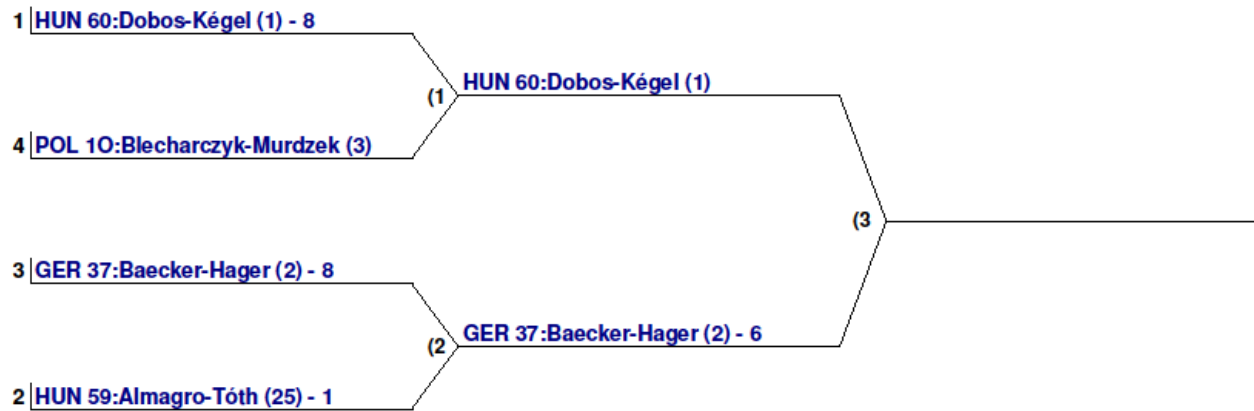


Mixed Doubles

Open Category

Final Match Results

25 Tennis Mixed Doubles (TENN-MxD)



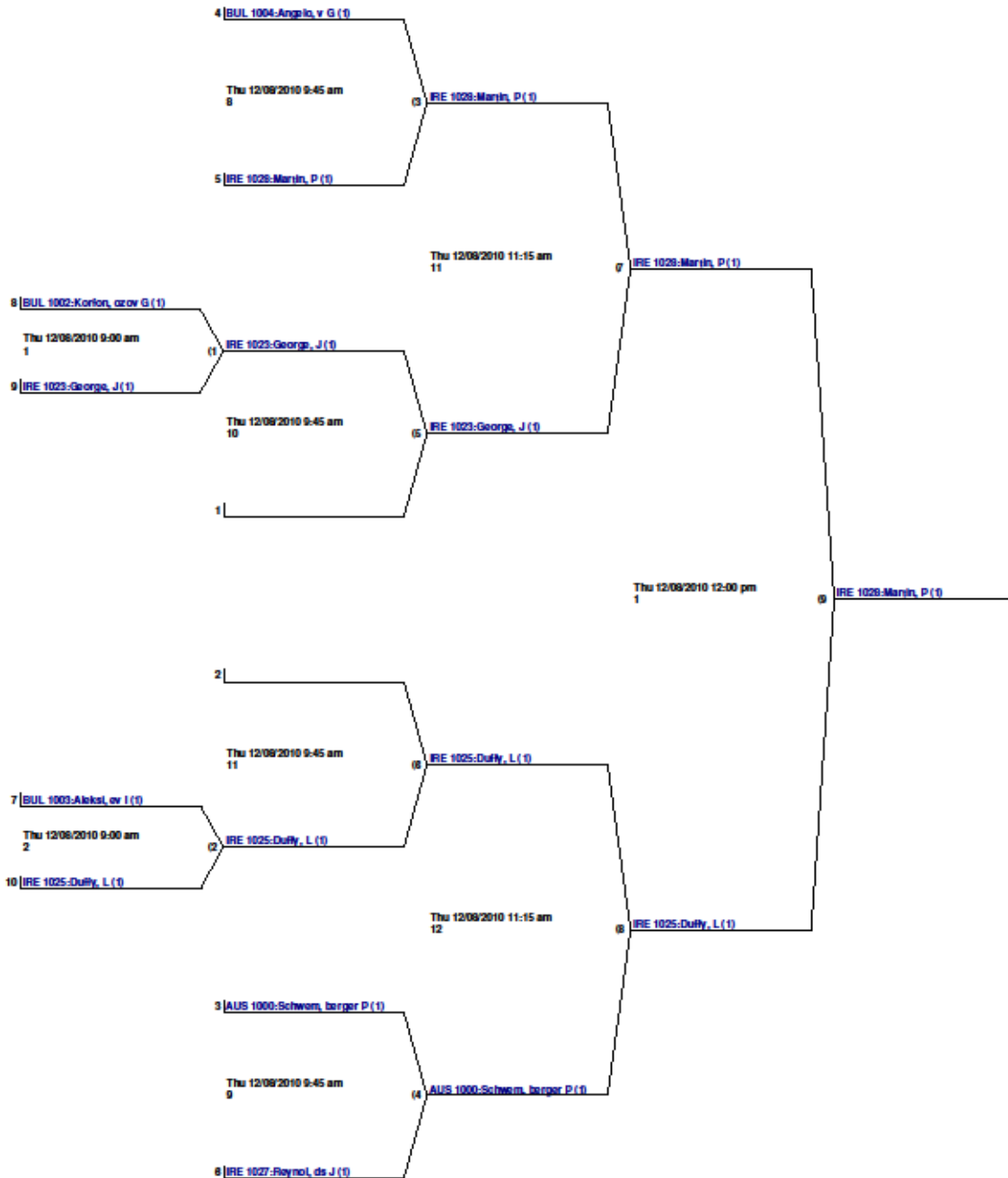
Darts

Thursday 12th August 2010. DCU

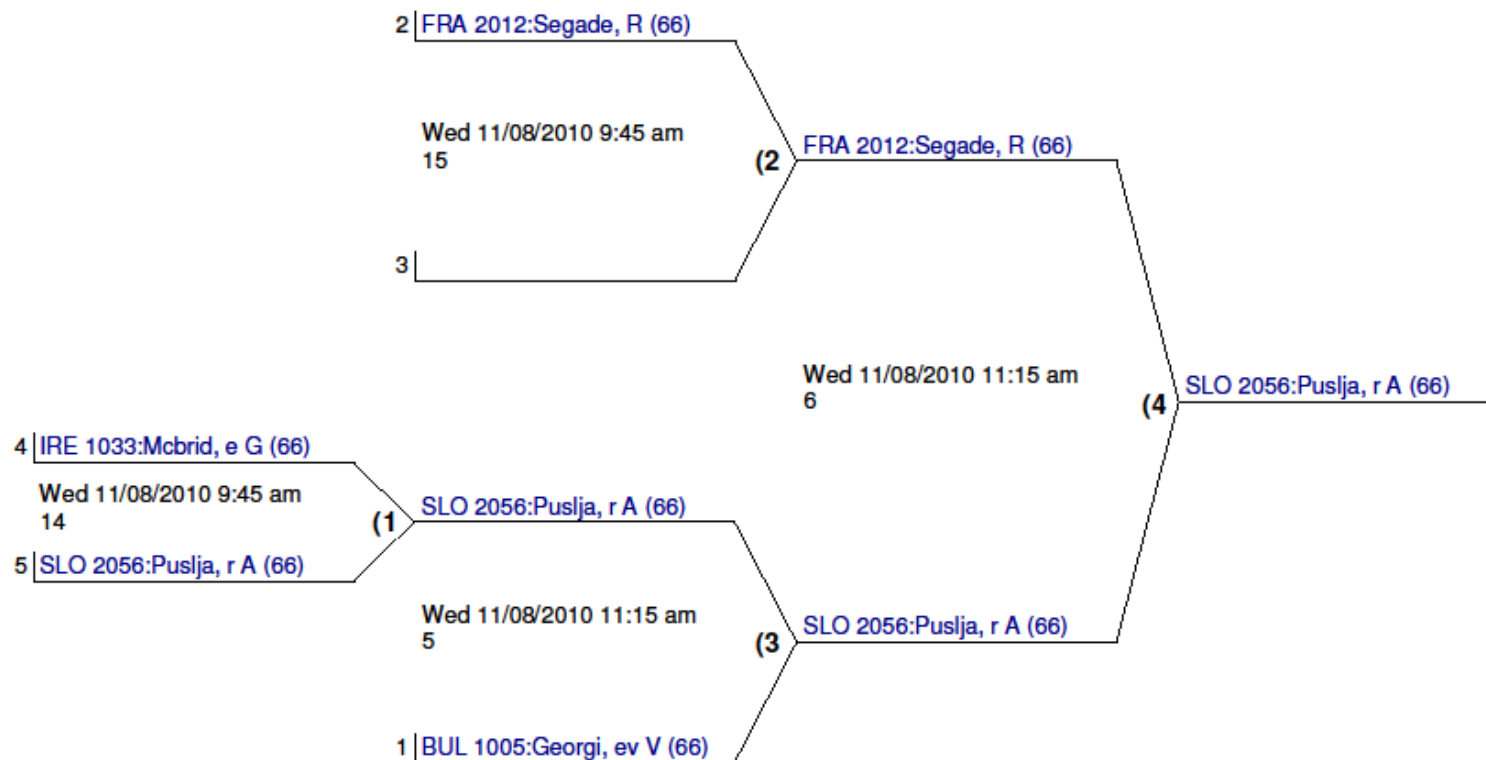
Men Singles

18-29 Transplant

1 Darts Men Sgl 18-29 Tr (DART-MS-1-1)

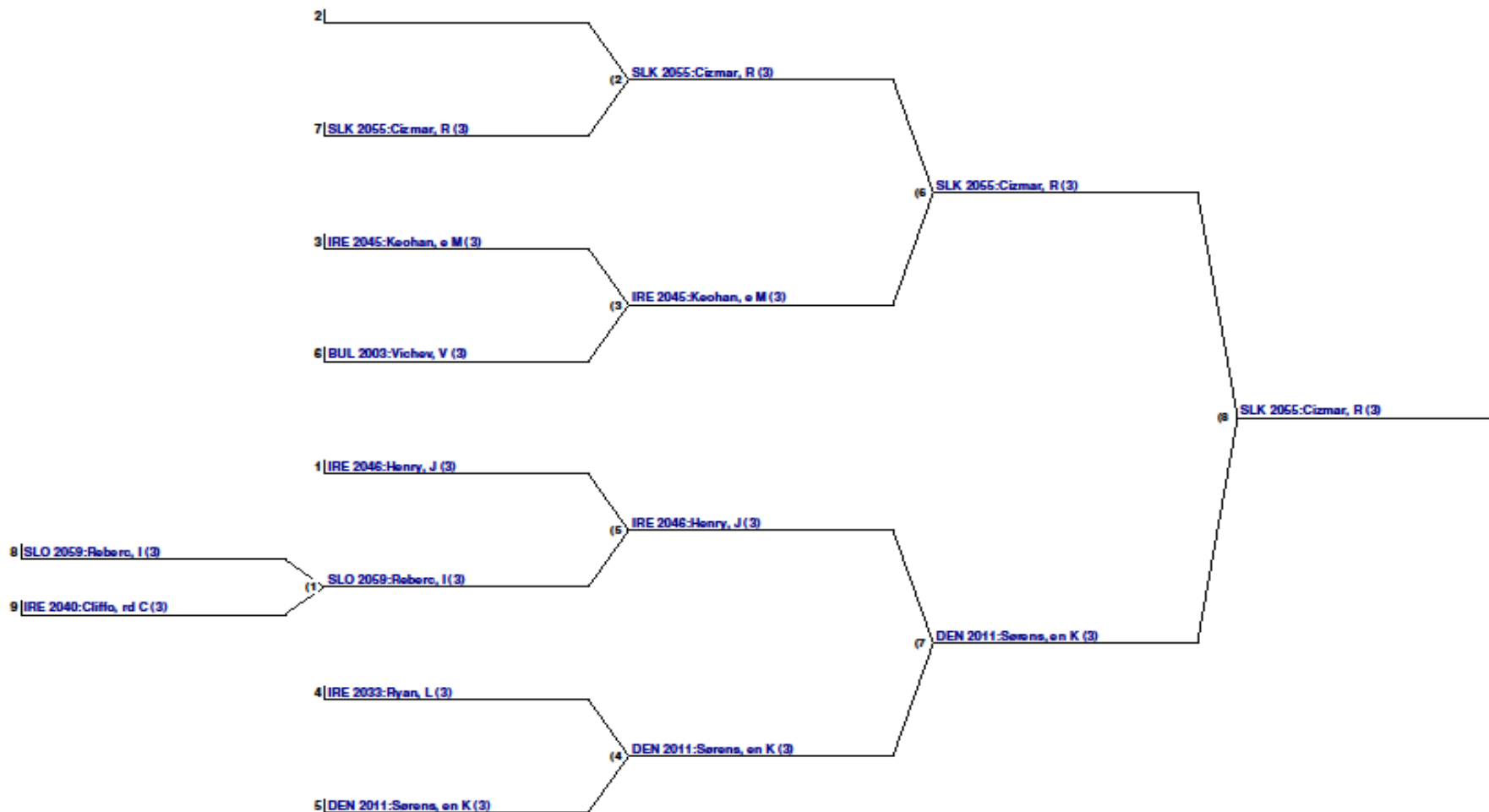


66 Darts Men Sgl 18-39 Di (DART-MS-7-2)



30-39 Transplant

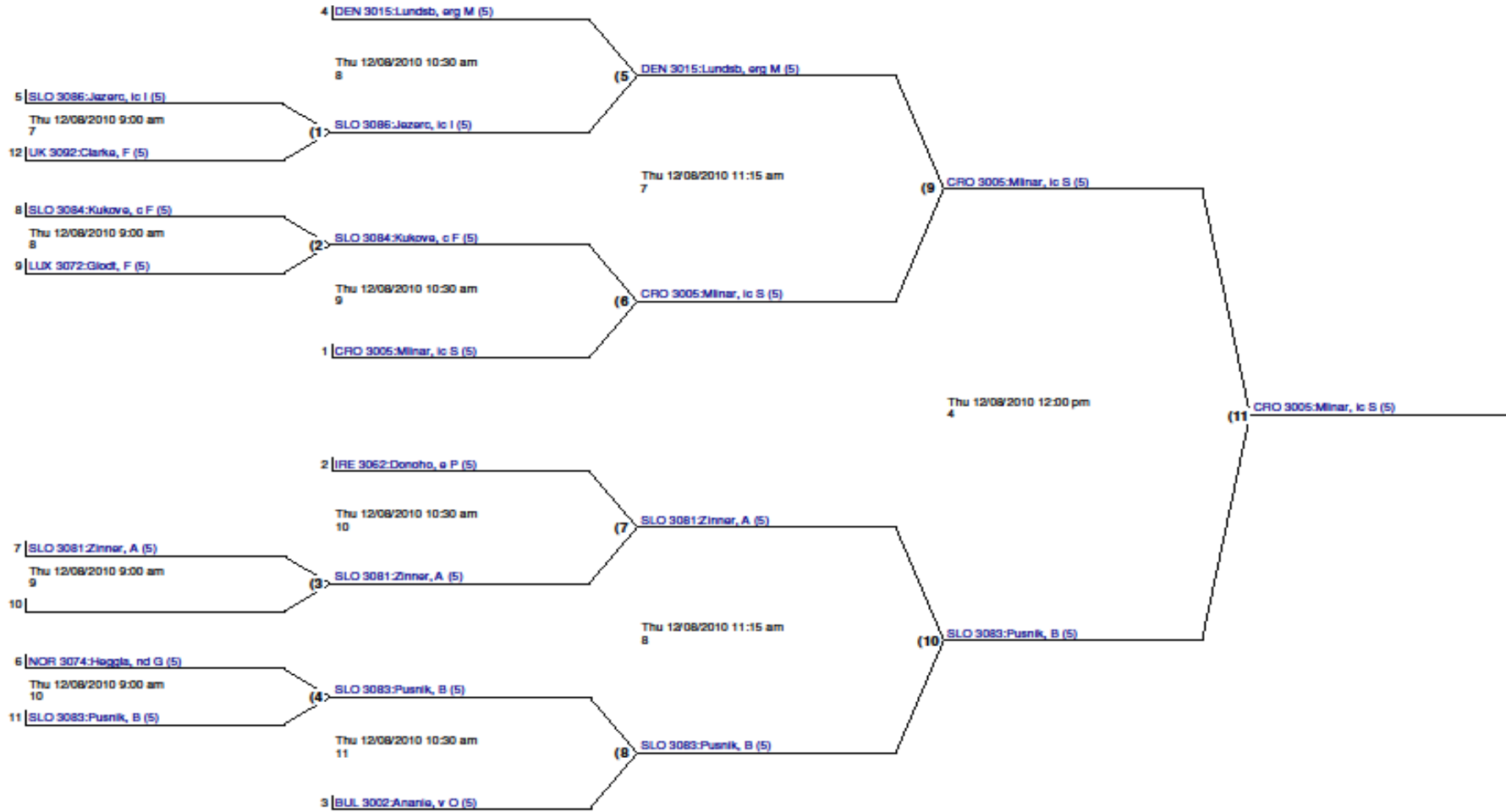
3 Darts Men Sgl 30-39 Tr (DART-MS-2-1)



Created with Tournament Scheduler Pro from All-Pro Software - www.allprosoftware.com

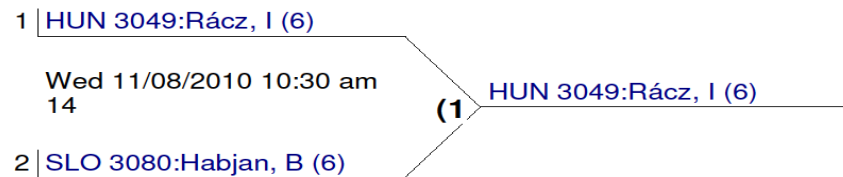
40-49 Transplant

5 Darts Men Sgl 40-49 Tr (DART-MS-3-1)



40-49 Dialysis

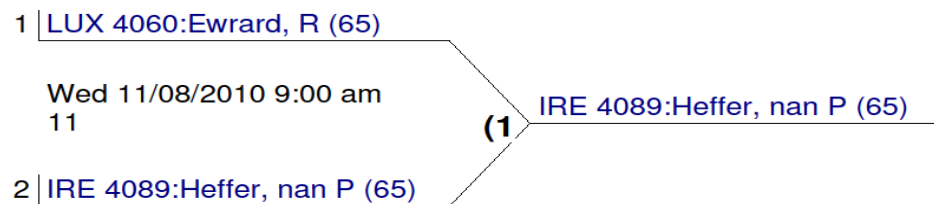
6 Darts Men Sgl 40-49 Di (DART-MS-3-2)



Created with Tournament Scheduler Pro from
AS Pro Software - www.asprosoftware.com

50-69 Dialysis

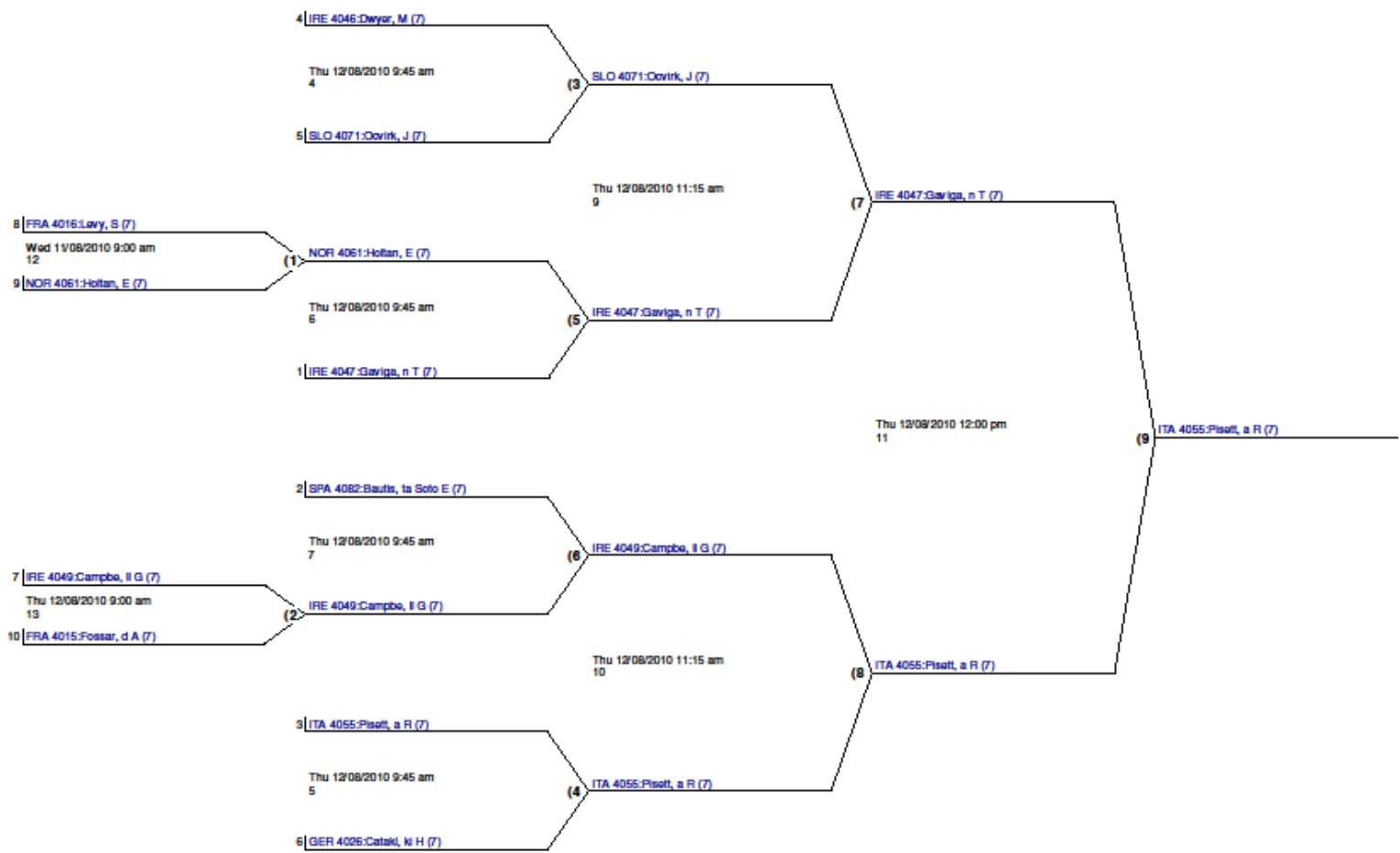
65 Darts Men Sgl 50-69 Di (DART-MS-12-2)



Created with Tournament Scheduler Pro from
AS Pro Software - www.asprosoftware.com

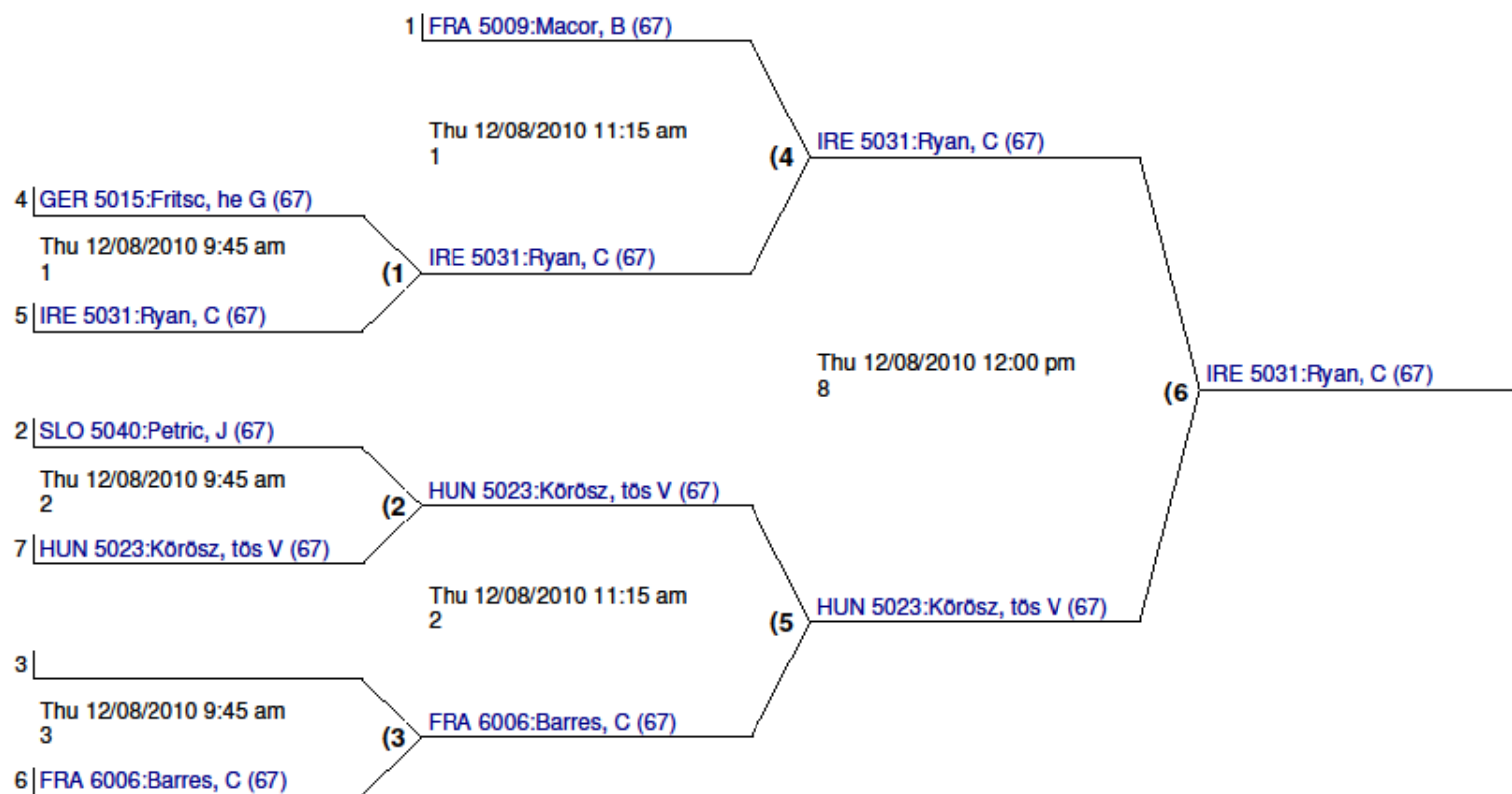
50-59 Transplant

7 Darts Men Sgl 50-59 Tr (DART-MS-4-1)



60+ Transplant

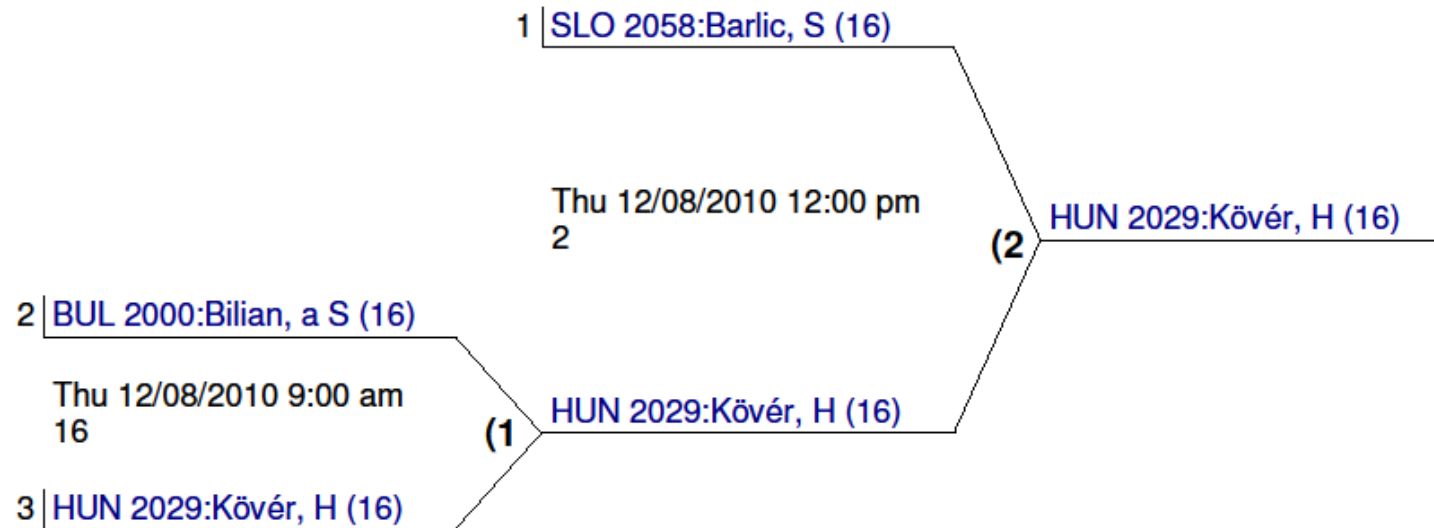
67 Darts Men Sgl 60+ Tr (DART-MS-9-1)



Women Singles

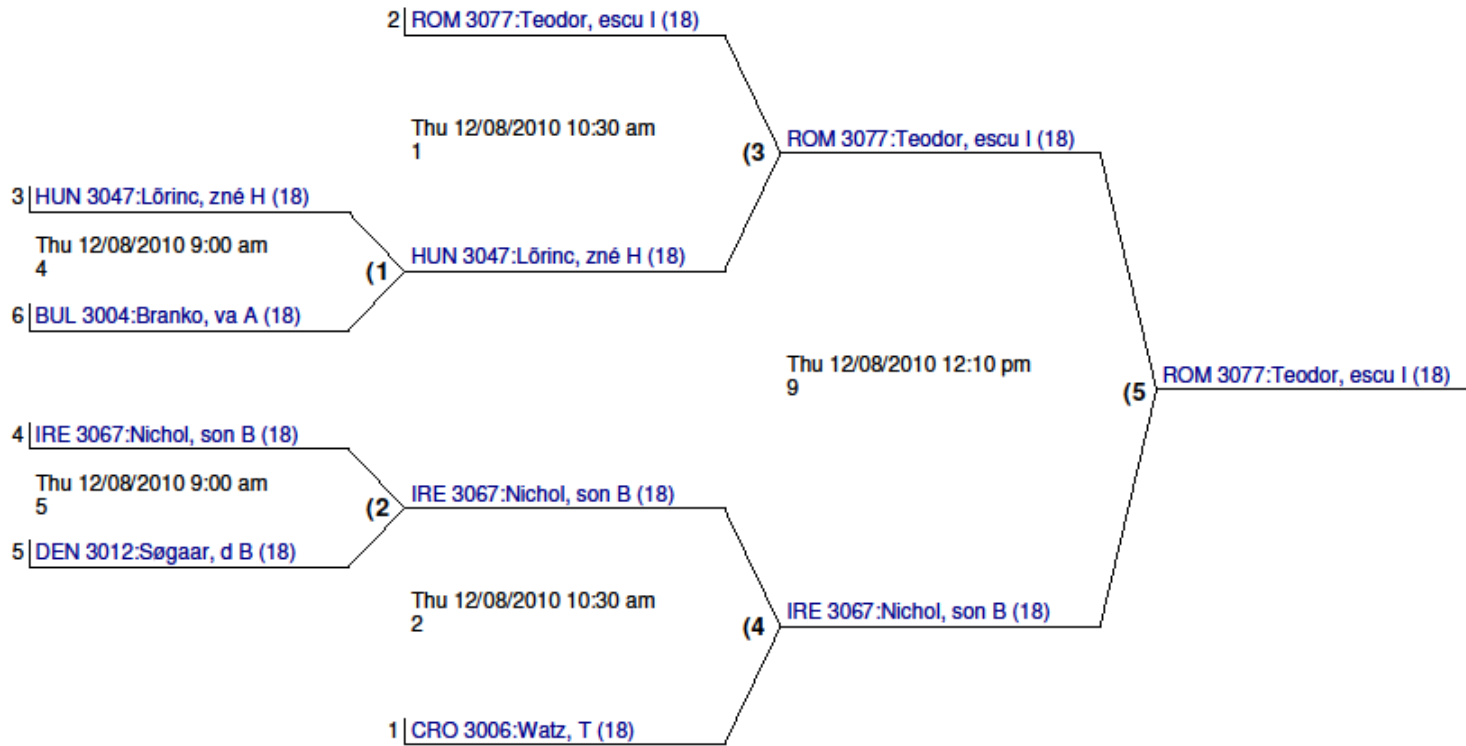
30-39 Transplant

16 Darts Wom Sgl 30-39 Tr (DART-WS-2-1)



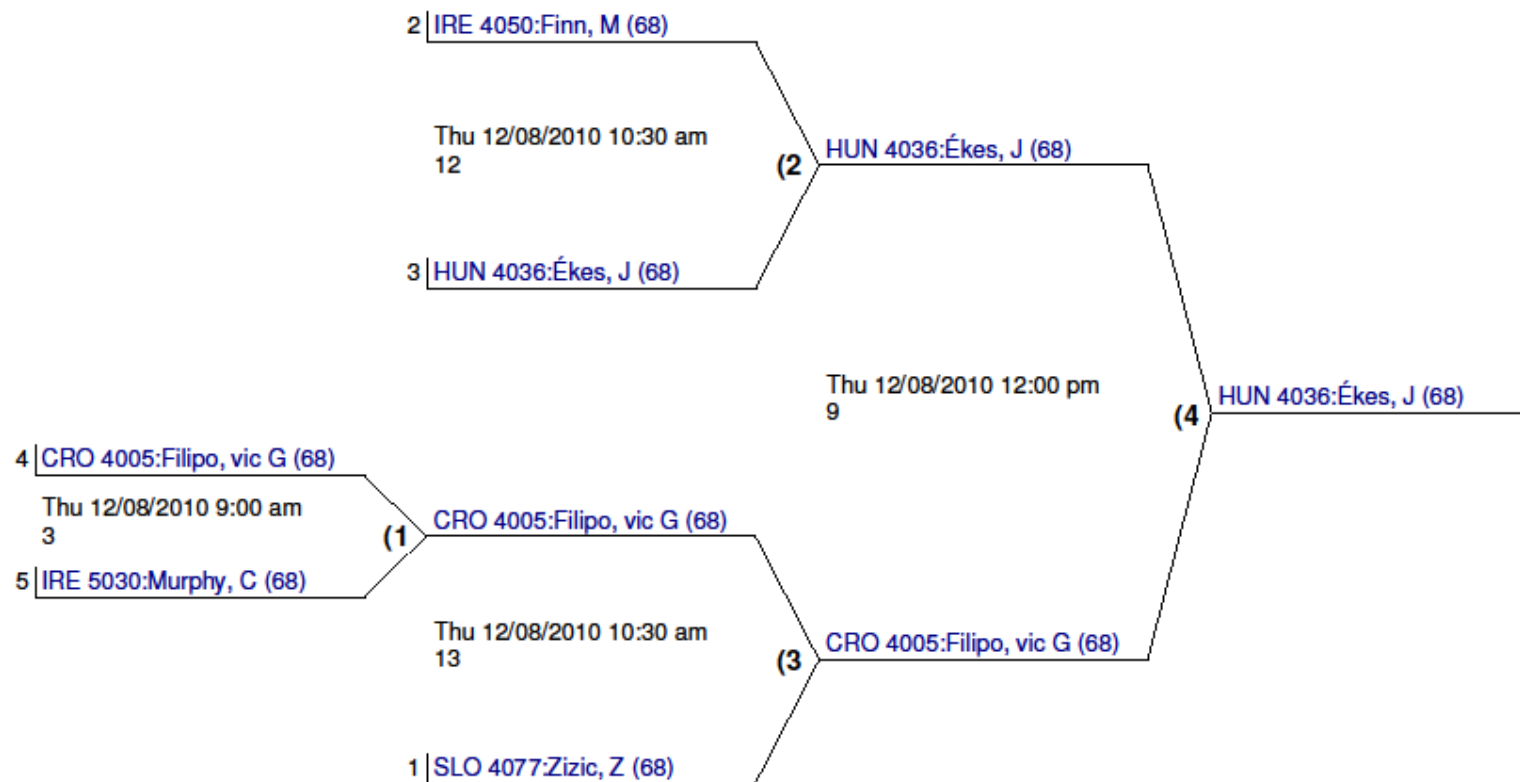
40-49 Transplant

18 Darts Wom Sgl 40-49 Tr (DART-WS-3-1)



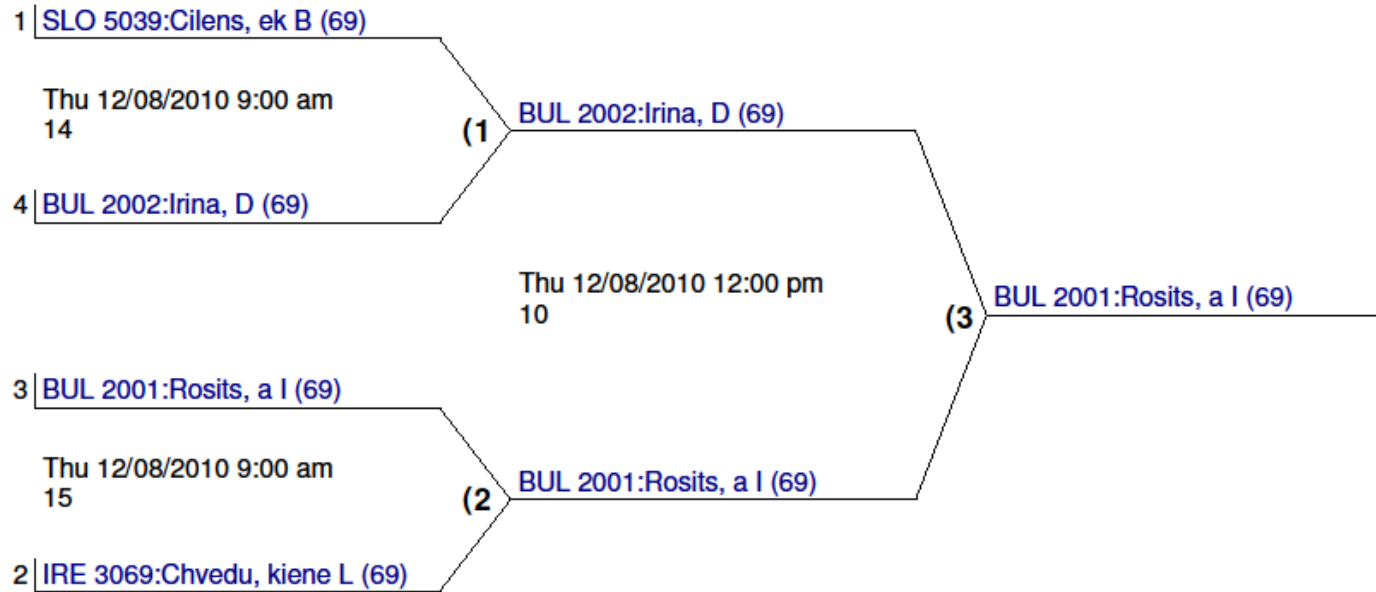
50-69 Transplant

68 Darts Wom Sgl 50-69 Tr (DART-WS-12-1)



Dialysis Open Category

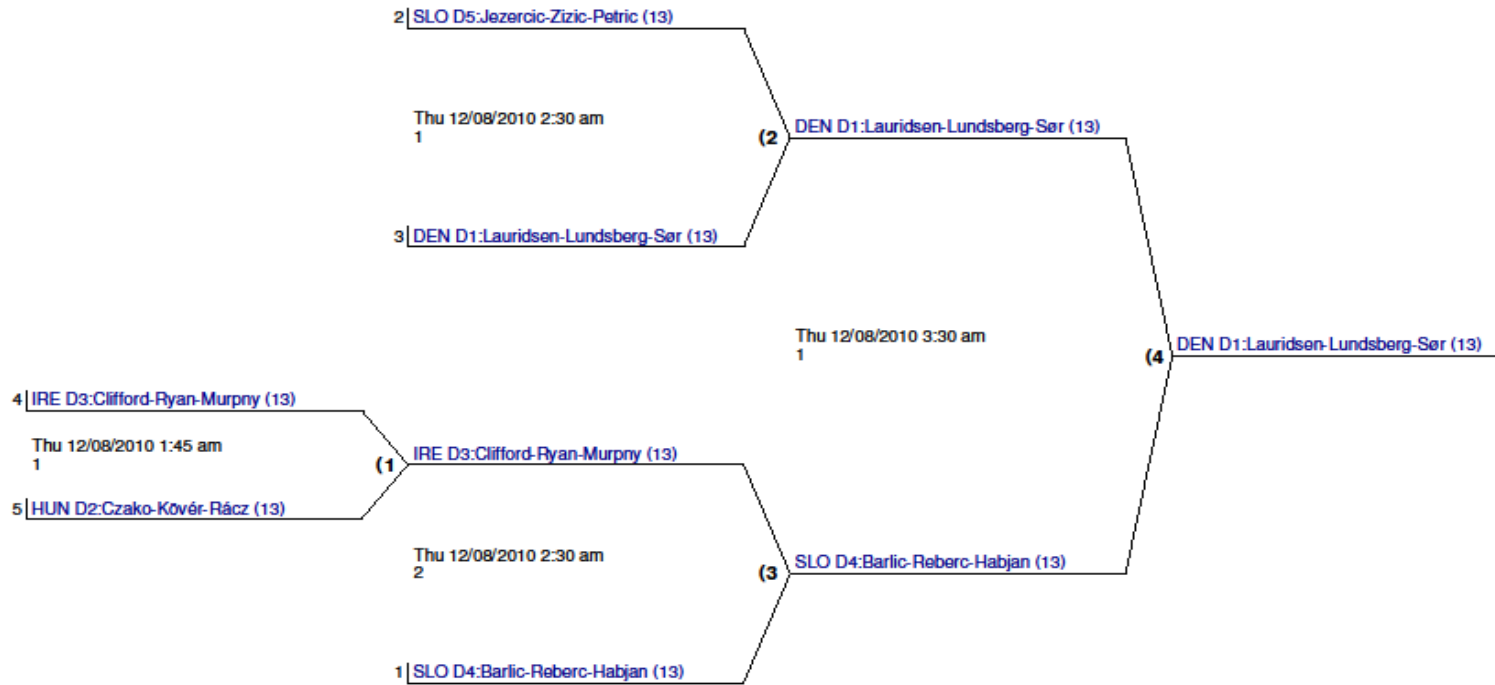
69 Darts Wom Sgl Open Di (DART-WS-Di)



Triples

Open Category

13 Darts Triples (DART-Tr)



Petanque

Men Singles

18-29 Transplant

Round Robin Results

Player	Pos	Wins	Losses	Ties	Win Pct	PF	PA
FIN 1011:Jatkonen, J	1st	2	0	0	1.00	22	15
IRE 1025:Duffy, L	2nd	1	1	0	.50	21	15
IRE 1027:Reynolds, J	3rd	0	2	0	.00	9	22

30-39 Transplant

Round Robin Results

Player	Pos	Wins	Losses	Ties	Win Pct	PF	PA
CRO 2005:Hacek, V	1st	2	0	0	1.00	22	7
IRE 2033:Ryan, L	2nd	1	1	0	.50	16	15
DEN 2011:Sørensen, K	3rd	0	2	0	.00	6	22

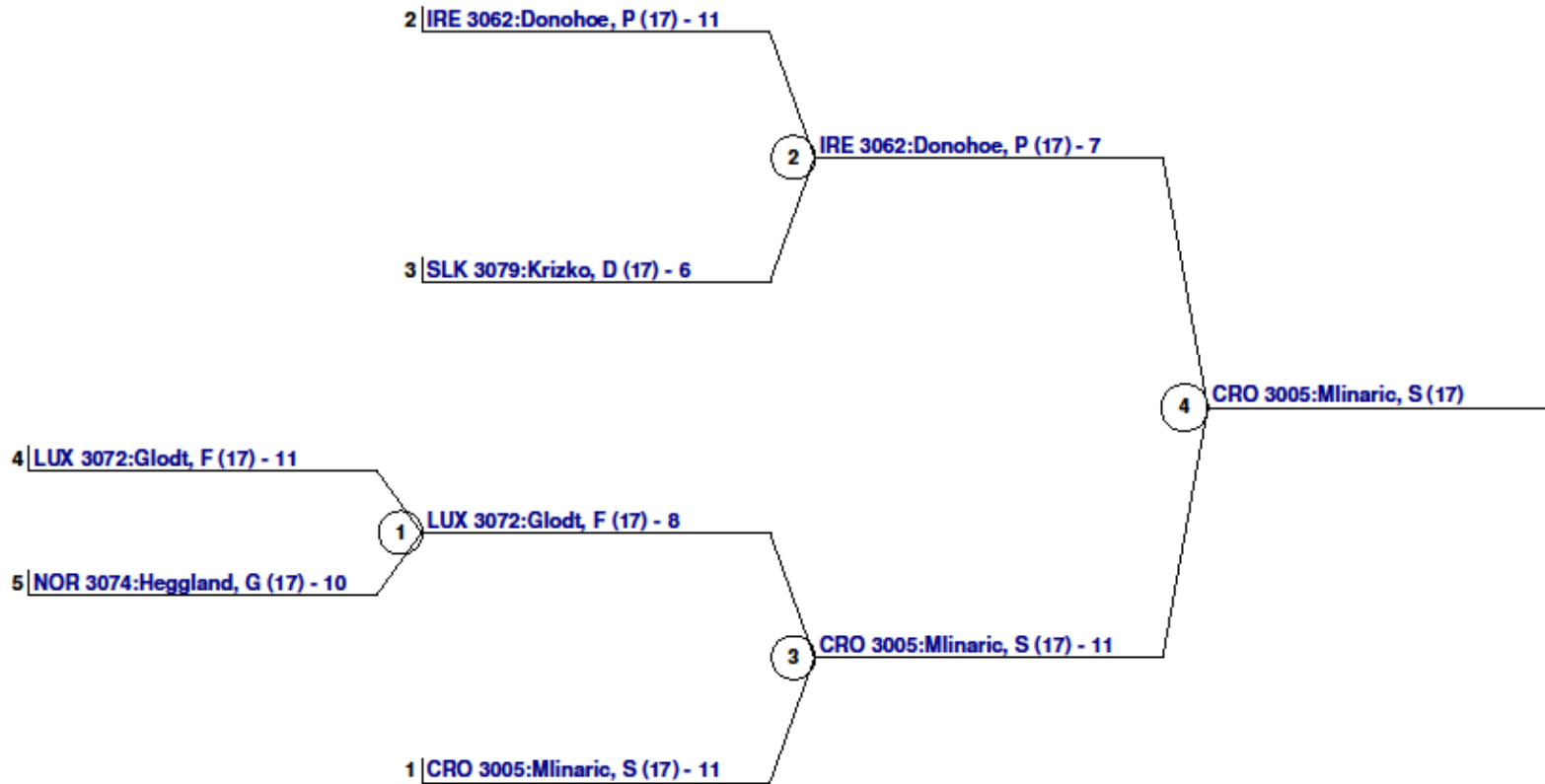
30-49 Dialysis

Round Robin Results

Player	Pos	Wins	Losses	Ties	Win Pct	PF	PA
CRO 2006:Ester, J	1st	2	0	0	1.00	22	15
FRA 2012:Segade, R	2nd	1	1	0	.50	16	12
IRE 3064:Kelleher, O	3rd	0	2	0	.00	11	22

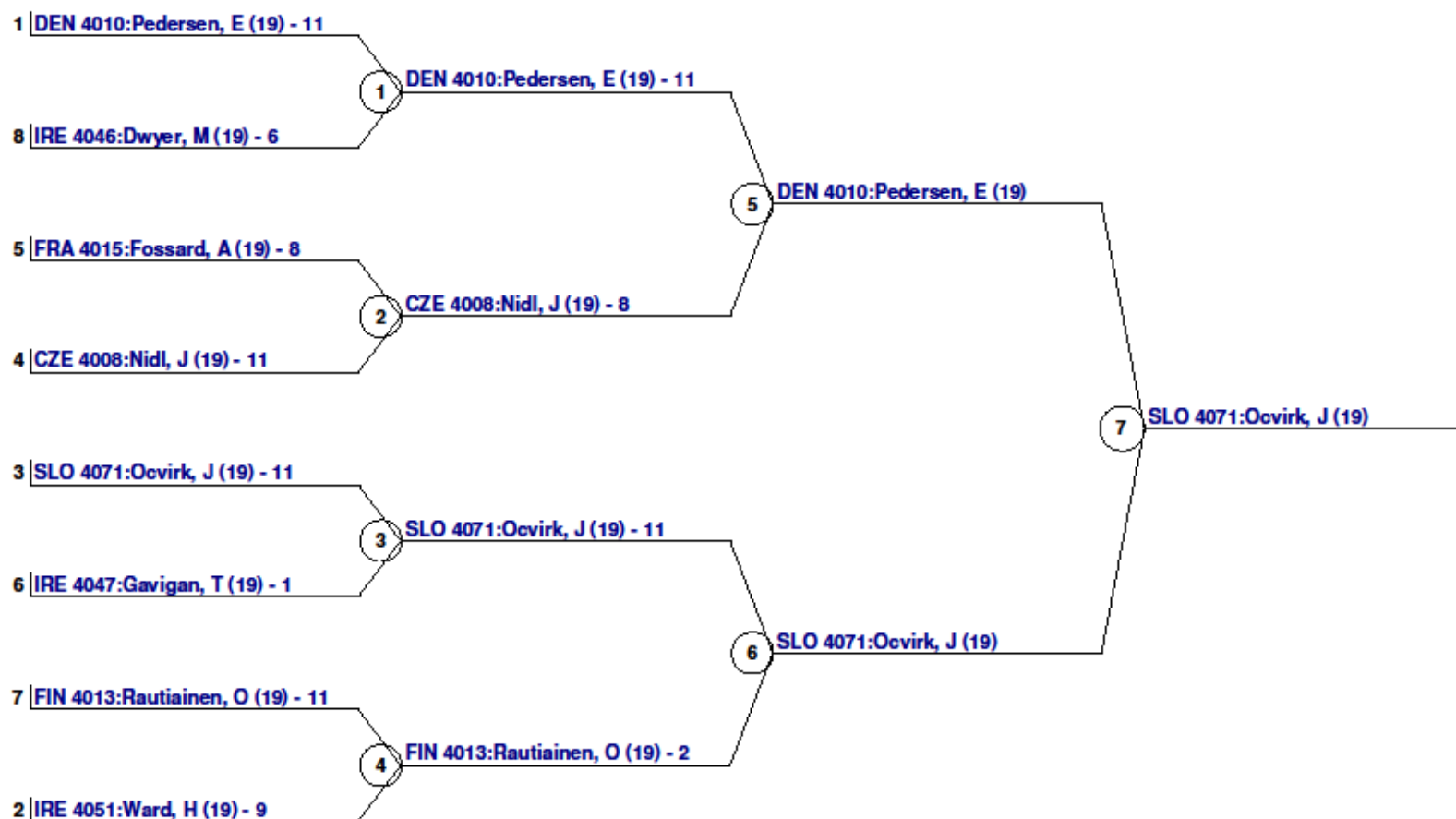
40-49 Transplant

17 Petanque Men Sgl 40-49 Tr (PETA-MS-3-1)



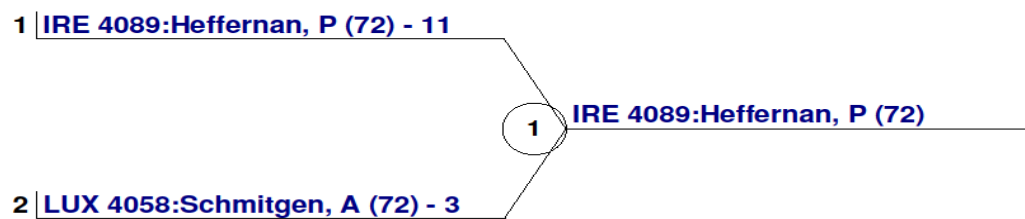
50-59 Transplant

19 Petanque Men Sgl 50-59 Tr (PETA-MS-4-1)



50-59 Dialysis

72 Petanque Men Sgl Open Age Di (PETA-MS-10)



Created with Tournament Scheduler Pro from
AllPro Software - www.allprosoftware.com

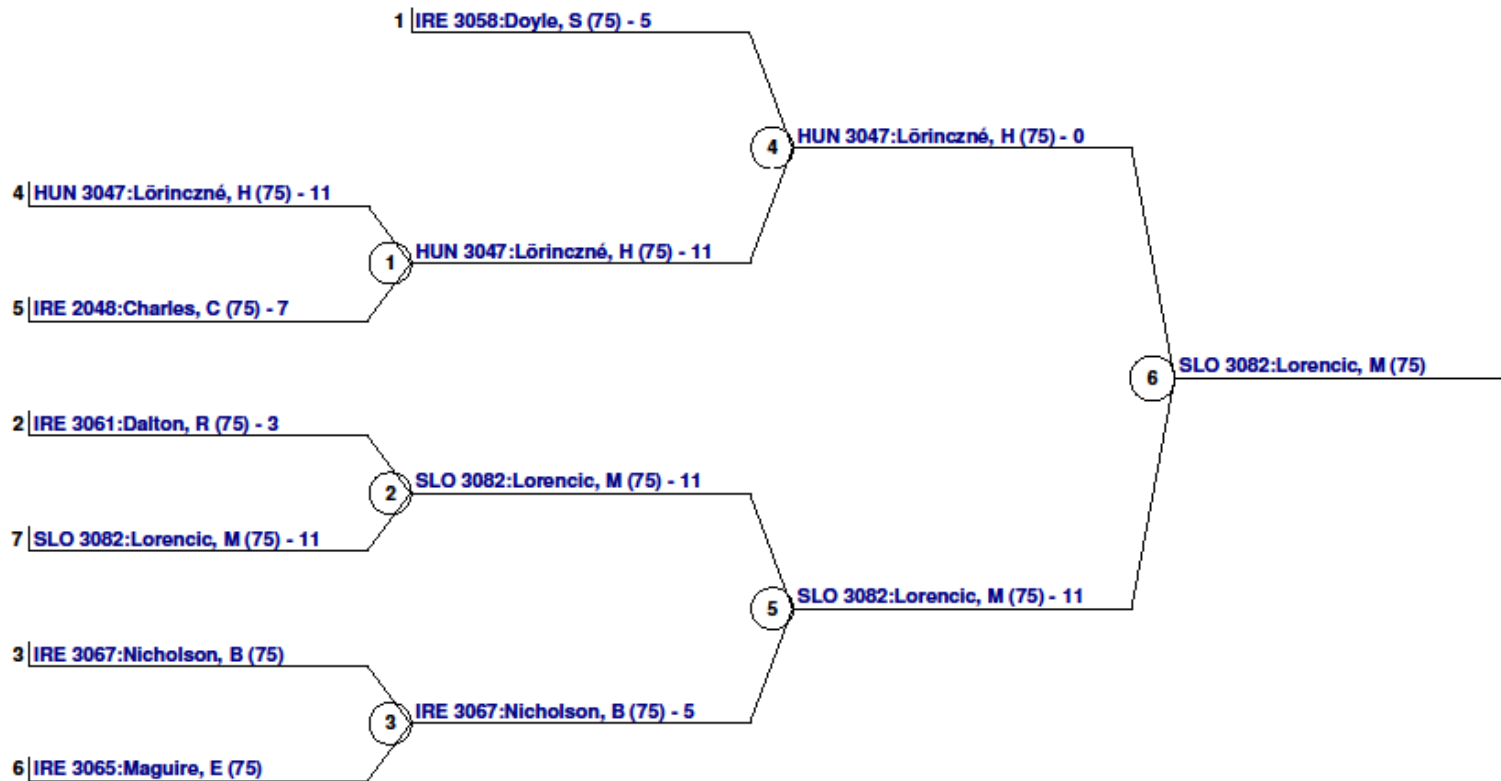
60-69 Transplant

1	Oddvar Aalmo	6004	Sweden
2	Vince Korosztos	5023	Hungary
3	Sigurd Wallstroem	5035	Luxembourg
	Hannu Ouvinen	5004	Finland
	Jorma Wilén	5005	Finland
	György Székely	5021	Hungary

Women Singles

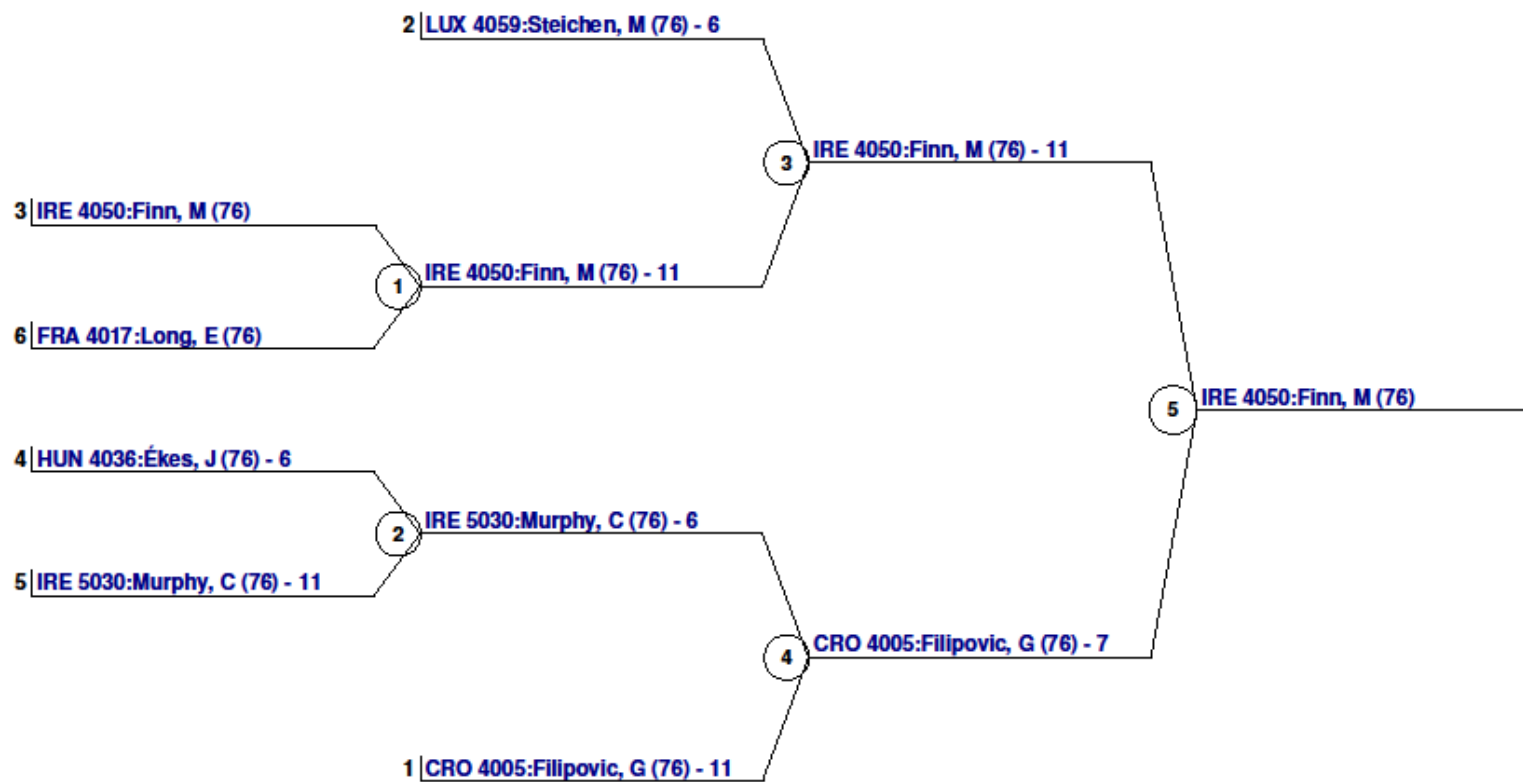
30-49 Transplant

75 Petanque Wom Sgl 30-49 Di (PETA-WS-11-1)



50-69 Transplant

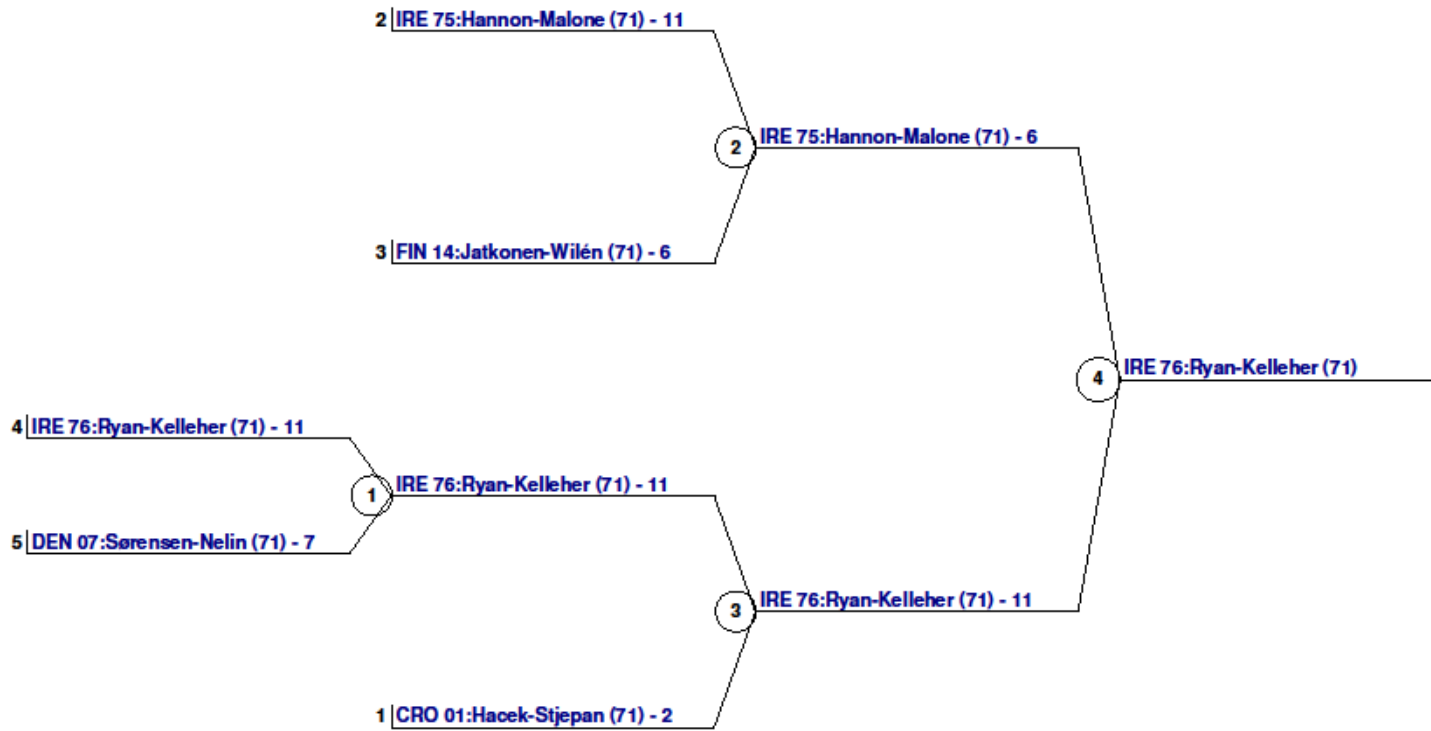
76 Petanque Wom Sgl 50-69 Tr (PETA-WS-12-1)



Men Doubles

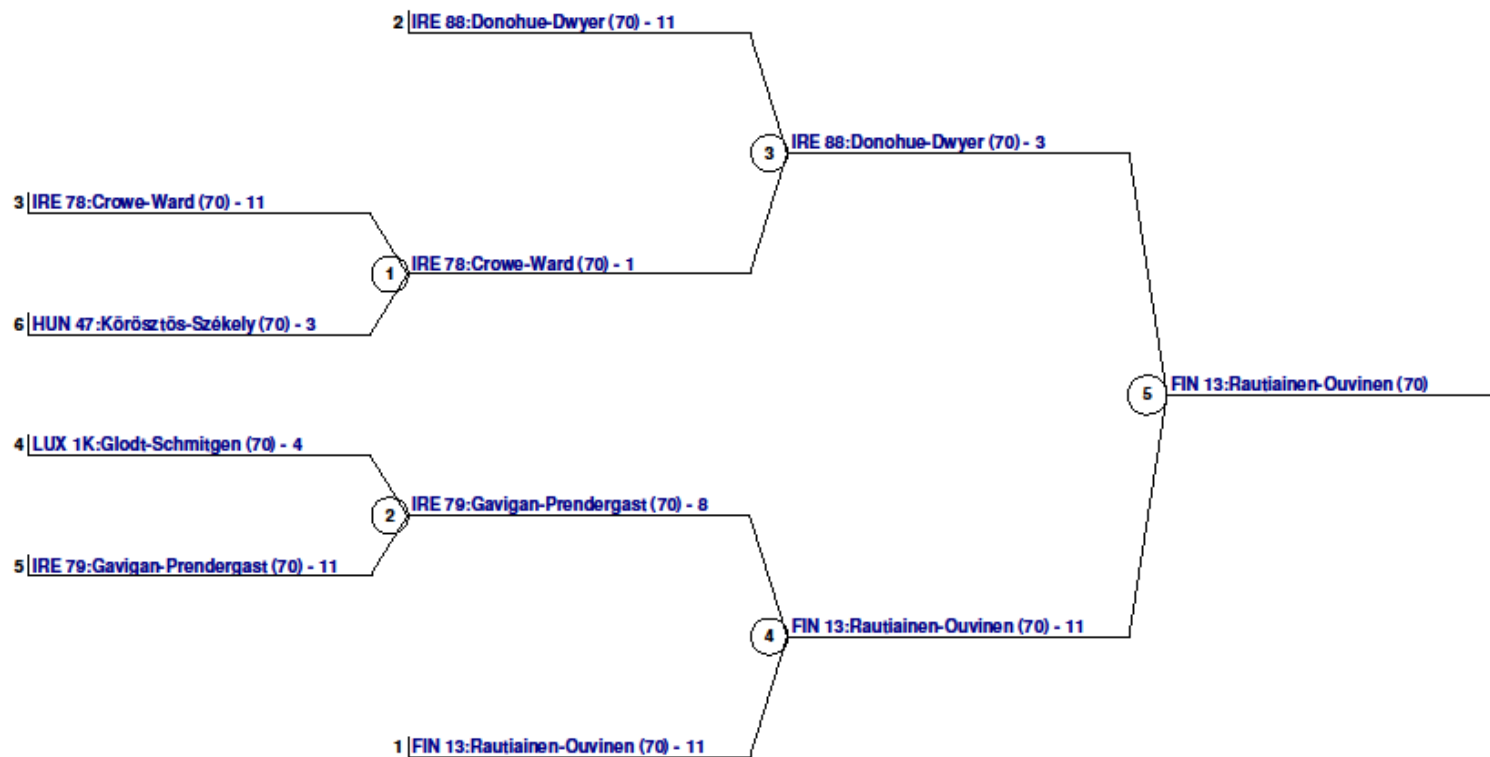
18-39 Transplant

71 Petanque Men Dbl 18-39 Tr (PETA-MD-7-1)



40+ Transplant

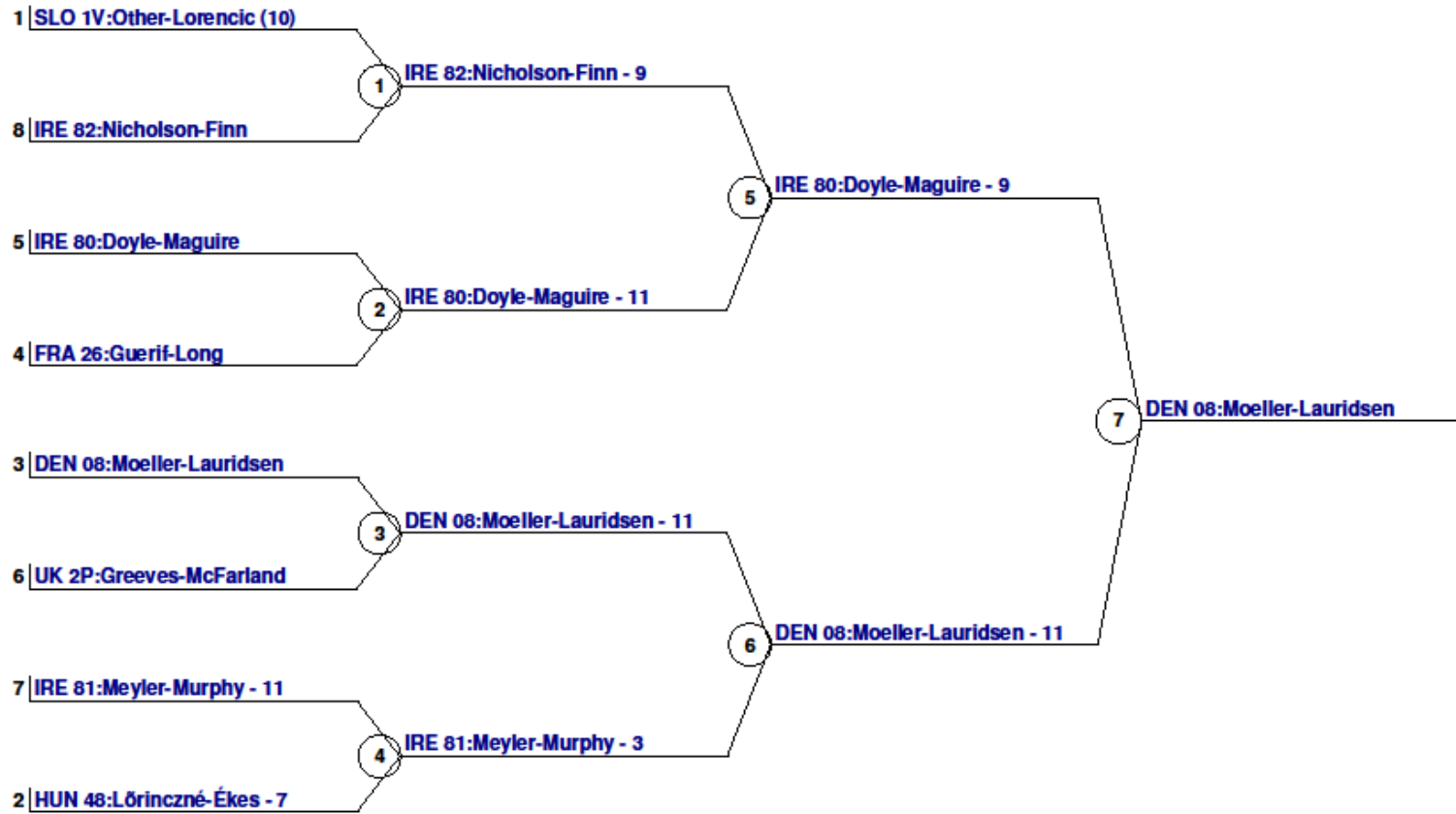
70 Petanque Men Dbl 40+ Tr (PETA-MD-15-1)



Women Doubles

Open Category

Petanque Wom Dbl (PETA-WD)



Athletics Track and Field

Men 100m

18-29 Transplant

Competitor	Country	Position	Time
Sándor Jánka	Hungary	1	00:11.86
Ville Ojanen	Finland	2	00:13.31
Georgi Angelov	Bulgaria	3	00:15.14

30-39 Transplant

Competitor	Country	Position	Time
Darren J. Cawley	Ireland	1	00:13.11
Roman Dunda	Czech Republic	2	00:13.32
John Paul O'Neill	Ireland	3	00:13.58
Iosif Tzouganakis	Greece	4	00:14.69
Azrudin Smajic	Luxembourg	5	00:15.18
Pat Hegarty	Ireland	6	00:15.97

40-49 Transplant

Competitor	Country	Position	Time
Brian Armstrong	UK	1	12.96
Peter Hellriegel	Germany	2	13.27
Emmanouel Manoulakis	Greece	3	15.21
Oleg Ananiev	Bulgaria	4	16.88
James Nolan	Ireland		DNS

40-59 Dialysis

Competitor	Country	Position	Time
Joseph Kent	Ireland	1	00:14.13
István Luib	Hungary	2	00:15.59
Ioannis Katsiolis	Greece	3	00:17.69
Andrzej Marciniak	Poland	4	00:18.38

50-59 Transplant

Competitor	Country	Position	Time
Georg Thurner	Italy	1	00:13.25
Rainer Eule	Germany	2	00:13.43
József Schaff	Hungary	3	00:13.95
Martin Carrasco	Spain	4	00:15.06
Richard Cooke	UK	5	00:15.85

60+ Transplant

Competitor	Country	Position	Time
John Loftus	Ireland	1	00:14.88
Derek Johnson	UK	2	00:15.57
Claude Barres	France	3	00:23.09
Thomas Metcalfe	Ireland		DNS

Women 100m

18-29 Transplant

Competitor	Country	Position	Time
Franziska Liebhardt	Germany	1	00:15.10
Joanna Jobda	Poland	2	00:15.38
Ivett Jakab	Hungary	3	00:18.12

18-39 Dialysis

Competitor	Country	Position	Time
Regina Hennelly	Ireland	1	00:18.14
Sonia Treacy	Ireland	2	00:18.25
Jennifer Tuohy	Ireland	3	00:22.19
Chikoyo White	Ireland	4	00:29.57

30-39 Transplant

Competitor	Country	Position	Time
Monica Amelie Fuglesang	Norway	1	00:15.92
Emma O'Sullivan	Ireland	2	00:17.07
Christina Demetriou	Cyprus		DNS

40-49 Transplant

Competitor	Country	Position	Time
Kerstin Klee	Germany	1	00:14.91
Marie O'Connor	Ireland	2	00:16.10
Theresia Braun	Italy	3	00:16.58
Adelina Brankova	Bulgaria	4	00:21.72

50-59 Transplant

Competitor	Country	Position	Time
Krystyna Murdzek	Poland	1	00:19.44
Sonja Rihter Sarkanj	Slovenia	2	00:19.88
Anne Marie Lankester	Ireland	3	00:22.58
Evelyne Long	France	4	00:26.27

Men 200m

18-39 Transplant

Competitor	Country	Position	Time
Sándor Jánka	Hungary	1	25.27
Csaba Zilaj	Hungary	2	27.20
Ville Ojanen	Finland	3	27.88
John Paul O'Neill	Ireland	4	28.30
Darren J. Cawley	Ireland		DNS

40-49 Transplant

Competitor	Country	Position	Time
Brian Armstrong	UK	1	27.48
Nehar Nurlu	Germany	2	28.07
James Nolan	Ireland		DNS

50-59 Transplant

Competitor	Country	Position	Time
Georg Thurner	Italy	1	27.33
Rainer Eule	Germany	2	27.67
József Schaff	Hungary	3	29.59
Edward Kehoe	Ireland	4	31.52
Richard Cooke	UK	5	33.18
Mark Fitzsimons	Ireland	6	38.14
Andrzej Marciniak	Poland	7	38.53
Martin Carrasco	Spain		DNS

60+ Transplant

Competitor	Country	Position	Time
John Loftus	Ireland	1	32.02
Derek Johnson	UK	2	32.88
Mauri Kuotola	Finland	3	33.33
Peter Stoetzer	Germany	4	37.10
Thomas Metcalfe	Ireland		DNS

Women 200m

18-39 Transplant

Competitor	Country	Position	Time
Orla Smyth	UK	1	31.34
Joanna Jobda	Poland	2	32.86
Monica Amelie Fuglesang	Norway	3	34.63
Regina Hennelly	Ireland	4	

40-59 Transplant

Competitor	Country	Position	Time
Kerstin Klee	Germany	1	32.47
Marie O'Connor	Ireland	2	36.35
Anne Marie Lankester	Ireland	3	52.25

Men 400m

18-29 Transplant

Competitor	Country	Position	Time
Vojtech Koudelka	Czech Republic	1	00:55.88
Sándor Jánka	Hungary	2	00:56.11
Tomi Palovaara	Finland	3	00:59.72
Julian Storch	Germany	4	01:03.92
Ville Ojanen	Finland	5	01:07.95

30-39 Transplant

Competitor	Country	Position	Time
Csaba Zilaj	Hungary	1	01:03.98
Darren J. Cawley	Ireland	2	01:07.74

40-49 Transplant

Competitor	Country	Position	Time
Nehar Nurlu	Germany	1	01:02.76
James Nolan	Ireland	2	01:07.23
Brian Armstrong	UK	3	01:09.10

50-69 Transplant

Competitor	Country	Position	Time
Rainer Eule	Germany	1	01:05.42
József Schaff	Hungary	2	01:10.57
Edward Kehoe	Ireland	3	01:16.02
Peter Stoetzer	Germany	4	01:26.41
John Loftus	Ireland		DNS

Women 400m

18-39 Transplant

Competitor	Country	Position	Time
Orla Smyth	UK	1	01:10.63
Regina Hennelly	Ireland	2	01:10.63

Men 800m

18-29 Transplant

Competitor	Country	Position	Time
Tomi Palovaara	Finland	1	2:15.58
Gergő László Mezei	Hungary	2	2:19.28
Julian Storch	Germany	3	2:21.97
Vojtech Koudelka	Czech Republic		DNS

30-39 Transplant

Competitor	Country	Position	Time
Csaba Zilaj	Hungary	1	2:37.12
Antonio Ontoso Picon	Spain	2	2:41.75
László Venyercsán	Hungary	3	2:43.95
Pat Hegarty	Ireland		DNS

40-49 Transplant

Competitor	Country	Position	Time
Vaclav Burda	Czech Republic	1	2:24.71
Nehar Nurlu	Germany	2	2:42.10
Tony Gartland	Ireland	3	2:54.58
Jose Javier Gracia Laborda	Spain		DNS

50-69 Transplant

Competitor	Country	Position	Time
John Moran	Ireland	1	02:33.8
Joaquin Lacon Exposito	Spain	2	02:45.6
Lucien Van Staen	Belgium	3	02:54.8
Juan José Pérez	Spain	4	02:59.0
Serge Levy	France	5	03:08.1
Gérard Costa	France	6	03:32.2
Peter Stoetzer	Germany	7	04:00.6
Rolf Weiss	Germany	DNF	
József Schaff	Hungary	DNS	

Women 800m

30-39 Transplant

Competitor	Country	Position	Time
Orla Smyth	UK	1	3:13:34
Brigitte Günter	Germany	2	04:49.2

50-59 Transplant

Competitor	Country	Position	Time
Renata Hönisch	Austria	1	4:02.21
Marina Avsenik	Slovenia	2	04:32.3

Men 1500m

18-29 Transplant

Competitor	Country	Position	Time
Gergő László Mezei	Hungary	1	04:50.83
Tomi Palovaara	Finland	2	05:14.65
Thomas Motsch	France	3	05:50.58
Vojtech Koudelka	Czech Republic		DNS

30-39 Transplant

Competitor	Country	Position	Time
Csaba Zilaj	Hungary	1	05:32.15
Antonio Ontoso Picon	Spain	2	05:35.90
László Venyercsán	Hungary	3	05:39.28

40-49 Transplant

Competitor	Country	Position	Time
Vaclav Burda	Czech Republic	1	04:56.30
Andreas Wess	Germany	2	04:58.91
Tony Gartland	Ireland	3	05:31.82
Martin Krimbacher	Austria		DNS
Barry Delves	Ireland		DNS
Nehar Nurlu	Germany		DNS
Jose Javier Gracia Laborda	Spain		DNS

50-59 Transplant

Competitor	Country	Position	Time
John Moran	Ireland	1	05:13.85
Joaquin Lacon Exposito	Spain	2	05:34.47
Juan José Pérez	Spain	3	06:06.80
Lucien Van Staen	Belgium	4	06:10.05
Serge Levy	France	5	06:13.70
Erling Holtan	Norway	6	06:22.06
Manfred Becker	Germany	7	07:16.34
Richard Cooke	UK	8	07:16.35
Mark Fitzsimons	Ireland	9	07:49.69

Women 1500m

Open Category

Competitor	Country	Position	Time
Orla Smyth	UK	1	06:01.26
Renata Hönisch	Austria	2	07:53.45
Brigitte Günter	Germany	3	10:21.23

Women 3K Walk

30-49 Transplant

Competitor	Country	Position	Time
Theresia Braun	Italy	1	22:09.10
Beate Bea	Germany	2	24:09.44
Mervi Kurula	Finland	3	24:33.92
Tarja Savolainen	Finland	4	24:34.00
Cathriona Charles	Ireland	5	27:35.66
Elaine Maguire	Ireland	6	26:27.88
Rose Anne Dalton	Ireland	7	24:45.20
Orla Hogan	Ireland	8	28:42.67
Bridie Nicholson	Ireland		DNF
Marie O'Connor	Ireland		DNS

50-69 Transplant

Competitor	Country	Position	Time
Renata Hönisch	Austria	1	22:32.37
Krystyna Murdzek	Poland	2	24.:44.25
Monika Baecker	Germany	3	24:51.38
Anne Marie Lankester	Ireland	4	25:57.00
Breda Cilensek	Slovenia	5	27:02.12
Catherine Murphy	Ireland	6	27:10.71
Mariette Steichen	Luxembourg	7	29:01.72
Joan Mcfarland	UK	8	31:52.93
Janet Greeves	UK		DNS
Athanasia Botsa	Greece		DNS

Men 5K Walk

18-39 Transplant

Competitor	Country	Position	Time
László Venyercsán	Hungary	1	25.36.92
Thomas Motsch	France	2	31.58.77
Colm Clifford	Ireland	3	39.54.95
Iosif Tzouganakis	Greece		DNS

40-49 Dialysis

Competitor	Country	Position	Time
Joseph Kent	Ireland	1	35.17.11
Owen Kelleher	Ireland		DNS
István Luib	Hungary		DNS

40-49 Transplant

Competitor	Country	Position	Time
Tony Gartland	Ireland	1	29.15.62
Petr Zitny	Czech Republic	2	33.11.86
Libor Malinsky	Czech Republic	3	33.15.84
Paul Donohoe	Ireland	4	39:29.1
Frank Clarke	UK	5	43:34.2
Dusan Krizko	Slovakia		DNS

50-59 Transplant

Competitor	Country	Position	Time
Mirosław Burski	Poland	1	29.15.40
Joaquin Lacon Exposito	Spain	2	31.28.74
Panagiotis Mantelos	Greece	3	33.55.61
Miran Ohnjec	Slovenia	4	34:08.3
Edward Crowe	Ireland	5	35:02.9
Michael Lydon	Ireland	6	35:05.9
Manfred Becker	Germany	7	37:36.8
Norbert Kruett-Huening	Germany	8	38:58.9
Rolf Weiss	Germany		DNS
Klaus Zinnecker	Germany		DNS
Hayri Catakli	Germany		DNS
Emilio Bautista Soto	Spain		DNS

50-59 Dialysis

Competitor	Country	Position	Time
Andrzej Marciniak	Poland	1	36.16.67
Armand Schmitgen	Luxembourg		DNS
Peter Heffernan	Ireland		DNS

60+ Transplant

Competitor	Country	Position	Time
John Trafford	UK	1	34.24.19
Gérard Costa	France	2	37.15.81
Eamonn Malone	Ireland	3	43:46.8
Philip Kavanagh	Ireland	4	44:22.8
Claude Barres	France		38.03

Men Ball Throw

18-29 Transplant

Competitor	Country	Position	Length/Height
Apostolos Charitonidis	Greece	1	62.04
Yiannos Nearchou	Cyprus	2	60.52
Sándor Jánka	Hungary	3	55.14
James Reynolds	Ireland	4	38.70
Liam Gerard Duffy	Ireland		DNS

30-39 Transplant

Competitor	Country	Position	Length/Height
Darren J. Cawley	Ireland	1	60.79
Vojko Fekonja	Slovenia	2	51.48
Konstantinos Kalos	Greece	3	44.3
Jean-Claude Pacaud	France	4	37.66
Klaus Drews	Germany	5	30.5
Declan O Doherty	Ireland	6	20.93

40+ Dialysis

Competitor	Country	Position	Length/Height
Joseph Kent	Ireland	1	40.35
Ioannis Katsiolis	Greece		DNS

40-49 Transplant

Competitor	Country	Position	Length/Height
Petr Zitny	Czech Republic	1	67.38
Franc Kukovec	Slovenia	2	60.82
Gebhard Neu	Germany	3	60.58
Libor Malinsky	Czech Republic	4	53.04
Ruiz Jodar Mateo	Spain	5	43.50
Alojz Zinner	Slovenia	6	40.79

50-59 Transplant

Competitor	Country	Position	Length/Height
Heinz Winter	Germany	1	57.27
Vleo Vatovec	Slovenia	2	53.93
Rainer Eule	Germany	3	50.15
Tapio Aikio	Finland	4	44.53
Josef Ocvirk	Slovenia	5	39.08
Ward Berry	UK		DNS
Garrett Campbell	Ireland		DNS
Emilio Bautista Soto	Spain		DNS
Grzegorz Blecharczyk	Poland		DNS

60+ Transplant

Competitor	Country	Position	Length/Height
John Loftus	Ireland	1	44.8
Klaus Buss	Germany	2	39.96
Rudolf Hirschka	Germany	3	35.09
Derek Johnson	UK		DNS
Arild Bryhn	Norway		DNS
Eamonn Malone	Ireland		DNS
Esa Tero	Finland		DNS
Sigurd Wallstroem	Luxembourg		DNS

Women Ball Throw

18-29 Transplant

Competitor	Country	Position	Length/Height
Franziska Liebhardt	Germany	1	42.88
Ingrid Tilhof	Hungary	2	36.40
Angela Sherlock	Ireland	3	28.87
Emma O'Sullivan	Ireland	4	22.07
Joanna Jobda	Poland	5	19.67
Chikoyo White	Ireland	6	18.15

40-49 Transplant

Competitor	Country	Position	Length/Height
Andrásné Jung	Hungary	1	35.81
Adelina Brankova	Bulgaria	2	26.62
Elaine Maguire	Ireland	3	13.39
Linda Waters	Ireland	4	11.28
Bridie Nicholson	Ireland		DNS

50+ Transplant

Competitor	Country	Position	Length/Height
Annemarie Kumpe	Germany	1	19.59
Athanasios Botsas	Greece	2	14.13
Renata Hönisch	Austria	3	14.02
Gordana Filipovic	Croatia		DNS

Men High Jump

18-39 Transplant

Competitor	Country	Position	Length/Height
Julian Storch	Germany	1	1.50
Konstantinos Mokkas	Greece	2	1.45
Iosif Tzouganakis	Greece	3	1.25

40-49 Transplant

Competitor	Country	Position	Length/Height
Isidoros Matskidis	Greece	1	1.56
Brian Armstrong	UK	2	1.40
Emmanouel Manoulakis	Greece	3	1.25
Georgios Tsimpinis	Greece		DNS
Ioannis Katsiolis	Greece		DNS

50-59 Transplant

Competitor	Country	Position	Length/Height
Jose Montesinos Garcia	Spain	1	1.33
Nikolaos Karantakos	Greece	2	1.33
Heinz Winter	Germany	3	1.33
Vleo Vatovec	Slovenia	4	1.25
Manfred Becker	Germany	5	1.25
Norbert Kruett-Huening	Germany	6	1.20
Panagiotis Mantelos	Greece	7	1.20
Rolf Weiss	Germany		DNS

60+ Transplant

Competitor	Country	Position	Length/Height
Mauri Kuotola	Finland	1	1.29
Arild Bryhn	Norway	2	1.23
Derek Johnson	UK	3	1.15
Asko Räsänen	Finland	4	1.10
Esa Tero	Finland	5	1.00

Men Long Jump

18-39 Transplant

Competitor	Country	Position	Length/Height
Sándor Jánka	Hungary	1	5.30
Jean-Claude Pacaud	France	2	3.08
Roman Dunda	Czech Republic		DNS
Vanja Hacek	Croatia		DNS

40-49 Transplant

Competitor	Country	Position	Length/Height
Peter Hellriegel	Germany	1	5.39
Georgios Tsimpinis	Greece	2	5.23
Brian Armstrong	UK	3	4.94
Pascal Demelle	France	4	4.38
Isidoros Matskidis	Greece		DNS
Ioannis Katsiolis	Greece		DNS

50-59 Transplant

Competitor	Country	Position	Length/Height
Georg Thurner	Italy	1	5.16
Rainer Eule	Germany	2	4.76
Jose Montesinos Garcia	Spain	3	4.36
Heinz Winter	Germany	4	4.17
József Schaff	Hungary	5	4.01
Martin Carrasco	Spain	6	3.83
Rolf Weiss	Germany	7	3.57

60+ Transplant

Competitor	Country	Position	Length/Height
Arild Bryhn	Norway	1	4.02
Derek Johnson	UK	2	3.65
Esa Tero	Finland	3	3.44
Branko Tome	Slovenia	4	2.82
Jozef Petric	Slovenia	5	2.43
Klaus Buss	Germany		DNS

Women Long Jump

18-29 Transplant

Competitor	Country	Position	Length/Height
Franziska Liebhardt	Germany	1	4.06
Joanna Jobda	Poland	2	4.04
Ivett Jakab	Hungary	3	3.25
Ingrid Tilhof	Hungary	4	2.45

30-39 Transplant

Competitor	Country	Position	Length/Height
Monica Amelie Fuglesang	Norway	1	3.86
Sonia Treacy	Ireland	2	2.83

40-59 Transplant

Competitor	Country	Position	Length/Height
Kerstin Klee	Germany	1	3.67
Marie O'Connor	Ireland	2	3.05
Krystyna Murdzek	Poland	3	2.89

Men Shot Putt

18-39 Transplant

Competitor	Country	Position	Length/Height
Vojko Fekonja	Slovenia	1	7.84
Jean-Claude Pacaud	France	2	8.40
Mike Keohane	Ireland	3	7.30
Konstantinos Kalos	Greece	4	6.65
Peter Schwemberger	Austria	5	6.62

30-49 Dialysis

Competitor	Country	Position	Length/Height
Joseph Kent	Ireland		NO EVENT
Jurica Ester	Croatia		NO EVENT

40-49 Transplant

Competitor	Country	Position	Length/Height
Isidoros Matskidis	Greece	1	11.80
Ruiz Jodar Mateo	Spain	2	10.39
Dusan Krizko	Slovakia	3	10.13
Alojz Zinner	Slovenia	4	8.51
Jan Andersen	Norway	5	8.31
Christos Xenos	Greece		DNS

50-59 Transplant

Competitor	Country	Position	Length/Height
Heinz Winter	Germany	1	10.78
Ward Berry	UK	2	10.78
Jose Montesinos Garcia	Spain	3	10.36
Tapio Aikio	Finland	4	9.57
Rolf Weiss	Germany	5	6.99
Josef Ocvirk	Slovenia		DNS

60+ Transplant

Competitor	Country	Position	Length/Height
Klaus Buss	Germany	1	11.59
Arild Bryhn	Norway	2	10.97
Branko Tome	Slovenia	3	10.66
Rudolf Hirschka	Germany	4	10.53
Asko Räsänen	Finland	5	9.40
Eamonn Malone	Ireland		DNS

Women Shot Putt

18-39 Transplant

Competitor	Country	Position	Length/Height
Raluca Dragan	Romania	1	11.31
Angela Sherlock	Ireland	2	7.94
Franziska Liebhardt	Germany	3	7.74
Ingrid Tilhof	Hungary	4	6.24
Elise Guerif	France	5	5.98
Ivett Jakab	Hungary	6	5.91
Emma O'Sullivan	Ireland	7	5.73
Jennifer Tuohy	Ireland	8	4.25

40-49 Transplant

Competitor	Country	Position	Length/Height
Andrásné Jung	Hungary	1	8.51
Adelina Brankova	Bulgaria	2	6.89
Mervi Kurula	Finland	3	6.44

50+ Transplant

Competitor	Country	Position	Length/Height
Gudrun Manuwald-Seemüller	Germany	1	6.92
Sonja Rihter Sarkanj	Slovenia	2	6.69
Annemarie Kumpe	Germany	3	5.91
Gordana Filipovic	Croatia	4	5.91
Renata Hönisch	Austria	5	5.63